

## Supplementary Information File

The Battle of Frame Building  
The Reciprocal Relationship Between Journalists and Frame Sponsors

Lisanne Wichgers<sup>1</sup>, Laura Jacobs<sup>1</sup> and Joost van Spanje<sup>1</sup>

<sup>1</sup>Amsterdam School of Communication Research,  
University of Amsterdam

Table A1

*Search string in Dutch of key words for media search in Lexis Nexis and Coosto, based on Van Spanje and De Vreese (2015). Added keywords are in bold.*

| News stories   | Media input (Tweets and (Facebook) posts)  |
|--|--|
| (Wilders OR PVV OR “Partij voor de vrijheid”) AND ( <b>aangeklaagd</b> OR vervolg! OR “te vervolgen” OR “het vervolgen” OR proces! OR rechtsza! OR strafza! OR rechtspraak OR advoca! OR rechter! OR <b>rechtbank</b> OR gerechtsho! OR aanklacht! OR klacht! OR "openbaar ministerie" OR strafvervolgning OR “ <b>artikel 12-procedure</b> ” OR <b>juridisch</b> ! OR strafproces OR <b>zitting</b> OR vonnis! OR <b>schuldig</b> OR “ <b>hoger beroep</b> ”!) AND ( <b>discriminatie</b> OR "aanzetten tot discriminatie" OR "aanzetting tot discriminatie" OR "aangezet tot discriminatie" OR racisme OR "aanzetten tot racisme" OR “aanzetting tot racisme” OR "aangezet tot racisme" OR "aanzetten tot haat" OR "aanzetting tot haat" OR "aangezet tot haat" OR rassenhaat OR haatzaai! OR haatspraak OR groepsbelediging OR <b>Marokkanen</b> ) AND <b>HEADLINE(Wilders)</b> | <u>Wilders (defendant)</u><br>Vervolgd OR "te vervolgen" OR "het vervolgen" OR vervolging OR proces OR rechtszaak OR rechtszaken OR strafzaak OR strafzaken OR rechtspraak OR advocaat OR advocaten OR rechter OR rechters OR "openbaar ministerie" OR gerechtshof OR aanklacht OR klacht OR klachten OR strafvervolgning OR "artikel 12 procedure" OR juridisch OR strafproces OR zitting OR vonnis OR veroordeling OR "hoger beroep" OR wraking OR discriminatie OR racisme OR rassenhaat OR haatzaaien OR haatzaaier OR haatspraak OR groepsbelediging<br><br><u>Public Prosecutor and anti-racism organizations</u><br>Vervolgd OR "te vervolgen" OR "het vervolgen" OR vervolging OR proces OR rechtszaak OR rechtszaken OR strafzaak OR strafzaken OR rechtspraak OR advocaat OR advocaten OR rechter OR rechters OR "openbaar ministerie" OR gerechtshof OR aanklacht OR klacht OR klachten OR strafvervolgning OR "artikel 12 procedure" OR juridisch OR strafproces OR zitting OR vonnis OR veroordeling OR "hoger beroep" OR wraking OR discriminatie OR racisme OR rassenhaat OR haatzaaien OR haatzaaier OR haatspraak OR groepsbelediging Wilders |

**Decision rules relevance of news stories**

The following news stories were excluded from the analyses:

- Double news stories. When a news story was updated during the day, Coosto collected these as separate stories, whereas usually only one or two sentences were adjusted. When this was the case, we coded the last published news story.
- News stories that were only partially about the prosecution case (less than half of the story). For instance, news stories that briefly summarized five daily events, or stories about populism/far right parties with only a brief reference to the prosecution trial.
- News stories related to the second trial but written before the decision was made to prosecute the politician. This applies to the time frame between the statements for which the politician was prosecuted and the decision to prosecute the politician. These news stories were initially collected because they could also relate to the first trial.
- Editorial pieces (often written by actors who were simultaneously a relevant actor in the court case)

Table A2

*Inter-rater reliability (N=46)*

| <b>Frame package</b>        | <b>Krippendorff's alpha</b> |
|-----------------------------|-----------------------------|
| Anti-discrimination         | 0.83                        |
| Unfair trial                | 0.74                        |
| Free speech                 | 0.91                        |
| Political trial             | 0.95                        |
| Societal debate             | 0.65                        |
| Platform defendant          | 1.00                        |
| Obey laws on discrimination | 0.79                        |

Table A3

*Description of identified frame packages*

| <b>Name</b>   | <b>Abbreviation in text</b> | <b>Description</b>   |
|---|-----------------------------|--|
| <b>Anti-discrimination</b>                                    | Anti-discrimination         | Prosecution is framed as an instrument to curb discrimination against minorities (in particular, ethnic, religious and racial minorities)  |
| <b>Unfair trial</b>   | Unfair trial                | The frame sponsor perceives the trial as unfair, or the prosecuted politician as being treated unfairly. For instance, the judges are perceived as being biased against the politician |
| <b>Attack on free speech</b>                                  | Free speech                 | Prosecution is framed as an attack on free speech  |
| <b>Political trial</b>  | Political trial             | The trial is framed as political, as a strategy by opponents to remove the politician from the political game  |
| <b>Debate should not take place in court but in public</b>    | Societal debate             | The frame sponsor believes that the debate (about integration of minorities) should not take place in court but in the public debate   |
| <b>Trial as a platform to increase defendant's popularity</b> | Platform defendant          | The trial is framed as a platform for the prosecuted politician. The prosecution increases the visibility of the politician, which may lead to electoral benefits                      |
| <b>Politicians must obey the laws on discrimination</b>       | Obey laws on discrimination | The frame sponsor believes that politicians are not entitled to other rights than citizens and should therefore be prosecuted  |

Table A4

*Frame packages identified in news stories, per frame sponsor (N news stories = 691)*

|   | Anti-<br>discrim-<br>-ination | Unfair<br>trial | Free<br>speech | Political<br>trial | Societal<br>debate | Platform | Obey<br>laws on<br>discrimi-<br>nation | Total |
|---|-------------------------------|-----------------|----------------|--------------------|--------------------|----------|--|-------|
| <b>Defendant</b>                        |                               |                 |                |                    |                    |          |  |       |
| Presence of<br>package, <i>N</i>        | 77                            | 236             | 176            | 209                | 23                 | 4        | 0                                      | 725   |
| Within<br>column, %                     | 16.8                          | 51.5            | 51.3           | 64.5               | 31.9               | 9.8      | 0                                      | 42.2  |
| Within<br>row, %                        | 10.6                          | 32.6            | 24.3           | 28.8               | 3.2                | 0.6      | 0                                      | 100   |
| Total, % ( <i>of<br/>packages</i> )     | 4.5                           | 13.7            | 10.2           | 12.2               | 1.3                | 0.2      | 0                                      | 42.2  |
| Total, % ( <i>of<br/>news stories</i> ) | 11.1                          | 34.2            | 25.5           | 30.2               | 3.3                | 0.6      | 0                                      | 104.9 |
| <b>Victims</b>                          |                               |                 |                |                    |                    |          |  |       |
| Presence of<br>package, <i>N</i>        | 83                            | 19              | 6              | 4                  | 3                  | 1        | 1                                      | 117   |
| Within<br>column, %                     | 18.1                          | 4.1             | 1.7            | 1.2                | 4.2                | 2.4      | 4.5                                    | 6.8   |
| Within<br>row, %                        | 71.6                          | 16.4            | 5.2            | 3.4                | 2.6                | 0.9      | 0.9                                    | 100   |
| Total, % ( <i>of<br/>packages</i> )     | 4.8                           | 1.1             | 0.3            | 0.2                | 0.2                | 0.1      | 0.1                                    | 6.8   |
| Total, % ( <i>of<br/>news stories</i> ) | 12                            | 2.7             | 0.9            | 0.6                | 0.4                | 0.1      | 0.1                                    | 16.9  |
| <b>(Amsterdam)<br/>Court</b>            |                               |                 |                |                    |                    |          |  |       |
| Presence of<br>package, <i>N</i>        | 56                            | 81              | 25             | 23                 | 13                 | 0        | 6                                      | 204   |
| Within<br>column, %                     | 12.2                          | 17.7            | 7.3            | 7.1                | 18.1               | 0        | 27.3                                   | 11.9  |
| Within<br>row, %                        | 27.5                          | 39.7            | 12.3           | 11.3               | 6.4                | 0        | 2.9                                    | 100   |
| Total, % ( <i>of<br/>packages</i> )     | 3.3                           | 4.7             | 1.5            | 1.3                | 0.8                | 0        | 0.3                                    | 11.9  |
| Total, % ( <i>of<br/>news stories</i> ) | 8.1                           | 11.7            | 3.6            | 3.3                | 1.9                | 0        | 0.9                                    | 29.5  |

|                                       |      |      |      |      |      |     |      |      |
|---------------------------------------|------|------|------|------|------|-----|------|------|
| <b>Witnesses</b>                      |      |      |      |      |      |     |      |      |
| Presence of package, <i>N</i>         | 13   | 8    | 9    | 6    | 1    | 1   | 0    | 38   |
| Within column, %                      | 2.8  | 1.7  | 2.6  | 1.9  | 1.4  | 2.4 | 0    | 2.2  |
| Within row, %                         | 34.2 | 21.1 | 23.7 | 15.8 | 2.6  | 2.6 | 0    | 100  |
| Total, % (of packages)                | 0.8  | 0.5  | 0.5  | 0.3  | 0.1  | 0.1 | 0    | 2.2  |
| Total, % (of news stories)            | 1.9  | 1.2  | 1.3  | 0.9  | 0.1  | 0.1 | 0    | 5.5  |
| <b>Public Prosecutor</b>              |      |      |      |      |      |     |      |      |
| Presence of package, <i>N</i>         | 122  | 22   | 44   | 28   | 24   | 3   | 3    | 246  |
| Within column, %                      | 26.6 | 4.8  | 12.8 | 8.6  | 33.3 | 7.3 | 13.6 | 14.3 |
| Within row, %                         | 49.6 | 8.9  | 17.9 | 11.4 | 9.8  | 1.2 | 1.2  | 100  |
| Total, % (of packages)                | 7.1  | 1.3  | 2.6  | 1.6  | 1.4  | 0.2 | 0.2  | 14.3 |
| Total, % (of news stories)            | 17.7 | 3.2  | 6.4  | 4.1  | 3.5  | 0.4 | 0.4  | 35.6 |
| <b>Institutional political actors</b> |      |      |      |      |      |     |      |      |
| Presence of package, <i>N</i>         | 7    | 9    | 12   | 12   | 2    | 3   | 3    | 48   |
| Within column, %                      | 1.5  | 2    | 3.5  | 3.7  | 2.8  | 7.3 | 13.6 | 2.8  |
| Within row, %                         | 14.6 | 18.8 | 25.0 | 25.0 | 4.2  | 6.3 | 6.3  | 100  |
| Total, % (of packages)                | 0.4  | 0.5  | 0.7  | 0.7  | 0.1  | 0.2 | 0.2  | 2.8  |
| Total, % (of news stories)            | 1    | 1.3  | 1.7  | 1.7  | 0.3  | 0.4 | 0.4  | 6.9  |
| <b>Citizens</b>                       |      |      |      |      |      |     |      |      |
| Presence of package, <i>N</i>         | 9    | 6    | 7    | 3    | 0    | 3   | 0    | 28   |
| Within column, %                      | 2    | 1.3  | 2    | 0.9  | 0    | 7.3 | 0    | 1.6  |

|                               |      |      |      |      |     |      |      |      |
|-------------------------------|------|------|------|------|-----|------|------|------|
| Within row, %                 | 32.1 | 21.4 | 25   | 10.7 | 0   | 10.7 | 0    | 100  |
| Total, % (of packages)        | 0.5  | 0.3  | 0.4  | 0.2  | 0   | 0.2  | 0    | 1.6  |
| Total, % (of news stories)    | 1.3  | 0.9  | 1    | 0.4  | 0   | 0.4  | 0    | 4.1  |
| Organizations                 |      |      |      |      |     |      |      |      |
| Presence of package, <i>N</i> | 3    | 2    | 3    | 0    | 0   | 0    | 0    | 8    |
| Within column, %              | 0.7  | 0.4  | 0.9  | 0    | 0   | 0    | 0    | 0.5  |
| Within row, %                 | 37.5 | 25   | 37.5 | 0    | 0   | 0    | 0    | 100  |
| Total, % (of packages)        | 0.2  | 0.1  | 0.2  | 0    | 0   | 0    | 0    | 0.5  |
| Total, % (of news stories)    | 0.4  | 0.3  | 0.4  | 0    | 0   | 0    | 0    | 1.2  |
| Experts                       |      |      |      |      |     |      |      |      |
| Presence of package, <i>N</i> | 21   | 15   | 10   | 14   | 1   | 7    | 2    | 70   |
| Within column, %              | 4.6  | 3.3  | 2.9  | 4.3  | 1.4 | 17.1 | 9.1  | 4.1  |
| Within row, %                 | 30   | 21.4 | 14.3 | 20   | 1.4 | 10   | 2.9  | 100  |
| Total, % (of packages)        | 1.2  | 0.9  | 0.6  | 0.8  | 0.1 | 0.4  | 0.1  | 4.1  |
| Total, % (of news stories)    | 3    | 2.2  | 1.4  | 2    | 0.1 | 1    | 0.3  | 10.1 |
| Journalists                   |      |      |      |      |     |      |      |      |
| Presence of package, <i>N</i> | 27   | 18   | 23   | 14   | 3   | 14   | 4    | 103  |
| Within column, %              | 5.9  | 3.9  | 6.7  | 4.3  | 4.2 | 34.1 | 18.2 | 6    |
| Within row, %                 | 26.2 | 17.5 | 22.3 | 13.6 | 2.9 | 13.6 | 3.9  | 100  |
| Total, % (of packages)        | 1.6  | 1    | 1.3  | 0.8  | 0.2 | 0.8  | 0.2  | 6    |
| Total, % (of news stories)    | 3.9  | 2.6  | 3.3  | 2    | 0.4 | 2    | 0.6  | 14.9 |
| Other media                   |      |      |      |      |     |      |      |      |

|                                     |      |      |      |      |      |      |      |       |
|-------------------------------------|------|------|------|------|------|------|------|-------|
| Presence of package, <i>N</i>       | 2    | 0    | 1    | 2    | 0    | 2    | 0    | 7     |
| Within column, %                    | 0.4  | 0    | 0.3  | 0.6  | 0    | 4.9  | 0    | 0.4   |
| Within row, %                       | 28.6 | 0    | 14.3 | 28.6 | 0    | 28.6 | 0    | 100   |
| Total, % (of packages)              | 0.1  | 0    | 0.1  | 0.1  | 0    | 0.1  | 0    | 0.4   |
| Total, % (of news stories)          | 0.3  | 0    | 0.1  | 0.3  | 0    | 0.3  | 0    | 1     |
| <b>Others</b>                       |      |      |      |      |      |      |      |       |
| Presence of package, <i>N</i>       | 39   | 42   | 27   | 9    | 2    | 3    | 3    | 125   |
| Within column, %                    | 8.5  | 9.2  | 7.9  | 2.8  | 2.8  | 7.3  | 13.6 | 7.3   |
| Within row, %                       | 31.2 | 33.6 | 21.6 | 7.2  | 1.6  | 2.4  | 2.4  | 100   |
| Total, % (of packages)              | 2.3  | 2.4  | 1.6  | 0.5  | 0.1  | 0.2  | 0.2  | 7.3   |
| Total, % (of news stories)          | 5.6  | 6.1  | 3.9  | 1.3  | 0.3  | 0.4  | 0.4  | 18.1  |
| Total presence of package, <i>N</i> | 459  | 458  | 343  | 324  | 72   | 41   | 22   | 1719  |
| Total, % (of packages)              | 26.7 | 26.6 | 20   | 18.8 | 4.2  | 2.4  | 1.3  | 100   |
| Total, % (of news stories)          | 66.4 | 66.3 | 49.6 | 46.9 | 10.4 | 5.9  | 3.2  | 248.8 |

Table A5

*Frame packages identified in media input, per frame sponsor (all strategies) (N media input = 220)*

|                               | <b>Anti-discrimination</b> | <b>Unfair trial</b> | <b>Free speech</b> | <b>Political trial</b> | <b>Societal debate</b> | <b>Platform</b> | <b>Obey laws on discrimination</b> | <b>Total</b> |
|-------------------------------|----------------------------|---------------------|--------------------|------------------------|------------------------|-----------------|------------------------------------|--------------|
| <b>Defendant</b>              |                            |                     |                    |                        |                        |                 |                                    |              |
| Presence of package, <i>N</i> | 0                          | 22                  | 29                 | 41                     | 0                      | 0               | 0                                  | 92           |
| Within column, %              | 0                          | 84.6                | 74.4               | 95.3                   | 0                      | 0               | 0                                  | 67.6         |

|                                     |      |      |      |      |     |     |      |      |
|-------------------------------------|------|------|------|------|-----|-----|------|------|
| Within row, %                       | 0    | 23.9 | 31.5 | 44.6 | 0   | 0   | 0    | 100  |
| Total, % (of packages)              | 0    | 16.2 | 21.3 | 30.1 | 0   | 0   | 0    | 67.6 |
| Total, % (of media input)           | 0    | 10   | 13.2 | 18.6 | 0   | 0   | 0    | 41.8 |
| <b>Victims</b>                      |      |      |      |      |     |     |      |      |
| Presence of package, <i>N</i>       | 11   | 3    | 4    | 1    | 0   | 1   | 2    | 22   |
| Within column, %                    | 50   | 11.5 | 10.3 | 2.3  | 0   | 100 | 66.7 | 16.2 |
| Within row, %                       | 50   | 13.6 | 18.2 | 4.5  | 0   | 4.5 | 9.1  | 100  |
| Total, % (of packages)              | 8.1  | 2.2  | 2.9  | 0.7  | 0   | 0.7 | 1.5  | 16.2 |
| Total, % (of media input)           | 5    | 1.4  | 1.8  | 0.5  | 0   | 0.5 | 0.9  | 10   |
| <b>Public Prosecutor</b>            |      |      |      |      |     |     |      |      |
| Presence of package, <i>N</i>       | 11   | 1    | 6    | 1    | 2   | 0   | 1    | 22   |
| Within column, %                    | 50   | 3.8  | 15.4 | 2.3  | 100 | 0   | 33.3 | 16.2 |
| Within row, %                       | 50   | 4.5  | 27.3 | 4.5  | 9.1 | 0   | 4.5  | 100  |
| Total, % (of packages)              | 8.1  | 0.7  | 4.4  | 0.7  | 1.5 | 0   | 0.7  | 16.2 |
| Total, % (of media input)           | 5    | 0.5  | 2.7  | 0.5  | 0.9 | 0   | 0.5  | 10   |
| Total presence of package, <i>N</i> | 22   | 26   | 39   | 43   | 2   | 1   | 3    | 136  |
| Total, % (of packages)              | 16.2 | 19.1 | 28.7 | 31.6 | 1.5 | 0.7 | 2.2  | 100  |
| Total, % (of media input)           | 10   | 11.8 | 17.7 | 19.5 | 0.9 | 0.5 | 1.4  | 61.8 |

Table A6

*Frame packages identified in media input, per frame sponsor (only promotion) (N media input = 220)*

|                               | Anti-discrimination | Unfair trial | Free speech | Political trial | Societal debate | Platform | Obey laws on discrimination | Total |
|-------------------------------|---------------------|--------------|-------------|-----------------|-----------------|----------|-----------------------------|-------|
| <b>Defendant</b>              |                     |              |             |                 |                 |          |                             |       |
| Presence of package, <i>N</i> | 0                   | 22           | 29          | 41              | 0               | 0        | 0                           | 92    |
| Within column, %              | 0                   | 88           | 100         | 100             | 0               | 0        | 0                           | 79.3  |
| Within row, %                 | 0                   | 23.9         | 31.5        | 44.6            | 0               | 0        | 0                           | 100   |
| Total, % (of packages)        | 0                   | 19           | 25          | 35.3            | 0               | 0        | 0                           | 79.3  |
| Total, % (of media input)     | 0                   | 10           | 13.2        | 18.6            | 0               | 0        | 0                           | 41.8  |
| <b>Victims</b>                |                     |              |             |                 |                 |          |                             |       |
| Presence of package, <i>N</i> | 10                  | 3            | 0           | 0               | 0               | 0        | 2                           | 15    |
| Within column, %              | 62.5                | 12           | 0           | 0               | 0               | 0        | 66.6                        | 12.9  |
| Within row, %                 | 66.7                | 20           | 0           | 0               | 0               | 0        | 13.3                        | 100   |
| Total, % (of packages)        | 8.6                 | 2.6          | 0           | 0               | 0               | 0        | 1.7                         | 12.9  |
| Total, % (of media input)     | 4.5                 | 1.4          | 0           | 0               | 0               | 0        | 0.9                         | 6.8   |
| <b>Public Prosecutor</b>      |                     |              |             |                 |                 |          |                             |       |
| Presence of package, <i>N</i> | 6                   | 0            | 0           | 0               | 2               | 0        | 1                           | 9     |
| Within column, %              | 37.5                | 0            | 0           | 0               | 100             | 0        | 33.3                        | 7.6   |
| Within row, %                 | 66.7                | 0            | 0           | 0               | 22.2            | 0        | 11.1                        | 100   |
| Total, % (of packages)        | 5.2                 | 0            | 0           | 0               | 1.7             | 0        | 0.9                         | 7.6   |
| Total, % (of media input)     | 2.7                 | 0            | 0           | 0               | 0.9             | 0        | 0.5                         | 4.1   |

|  |      |      |      |      |     |   |     |      |
|--|------|------|------|------|-----|---|-----|------|
| Total<br>presence of<br>package, <i>N</i>    | 16   | 25   | 29   | 41   | 2   | 0 | 3   | 116  |
| Total, % ( <i>of</i><br><i>packages</i> )    | 13.8 | 21.6 | 25   | 35.3 | 1.7 | 0 | 2.6 | 100  |
| Total, % ( <i>of</i><br><i>media input</i> ) | 7.3  | 11.4 | 13.2 | 18.6 | 0.9 | 0 | 1.4 | 52.7 |

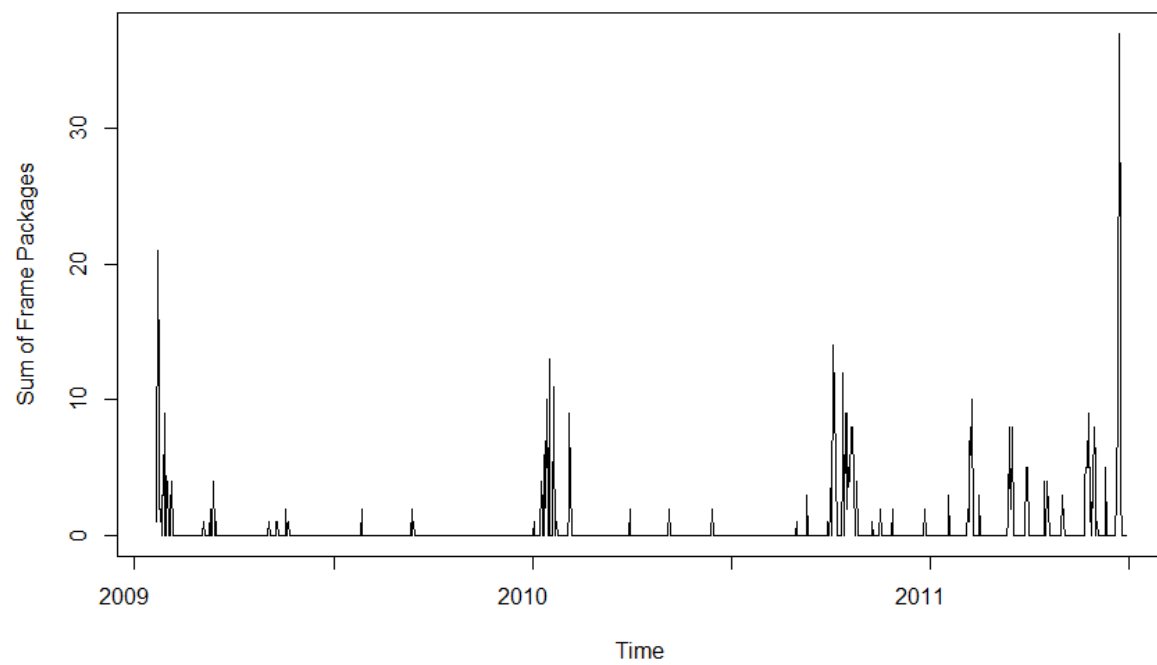


FIGURE A1. Framing in news reports over time (Trial 1)

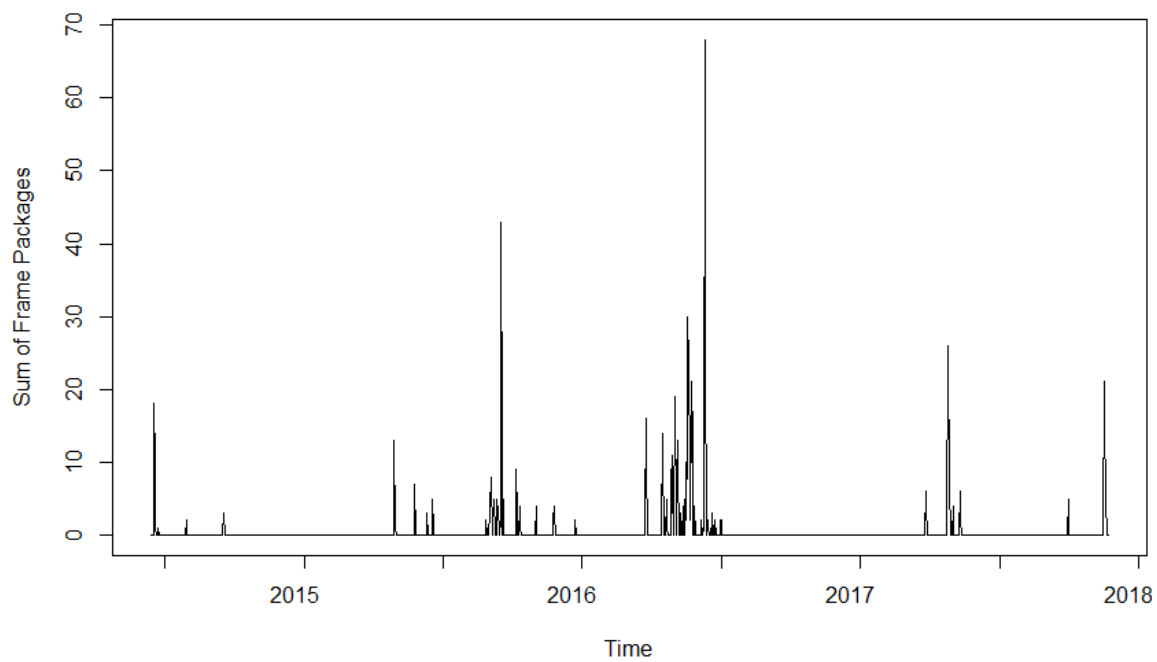


FIGURE A2. Framing in news reports over time (Trial 2)

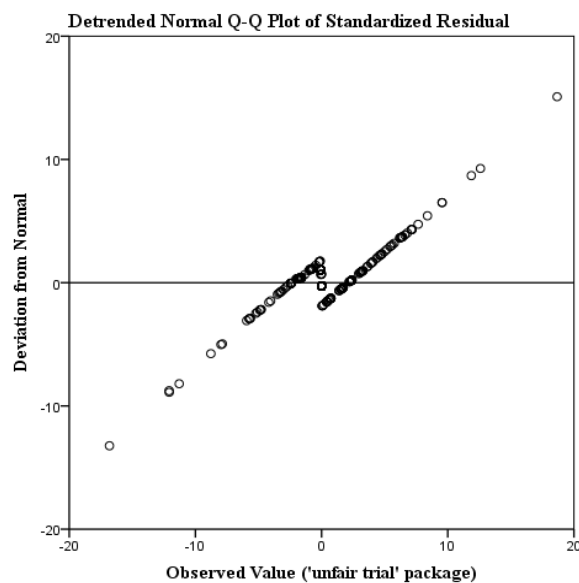
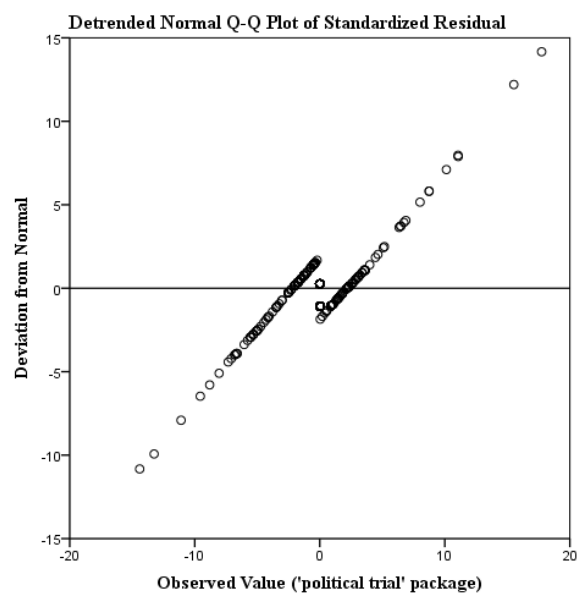
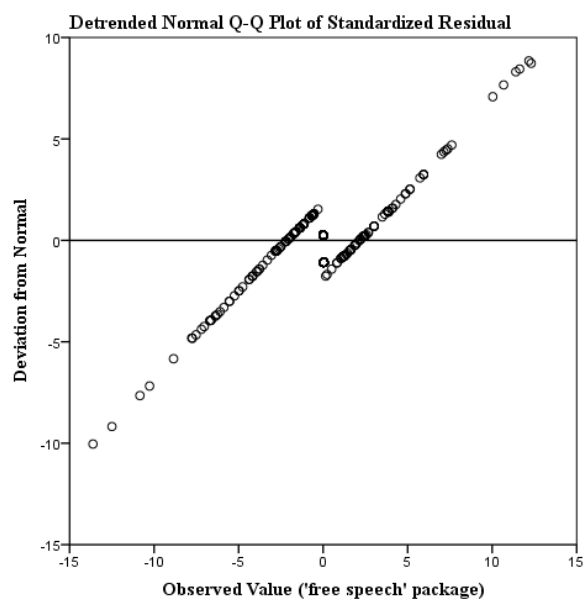
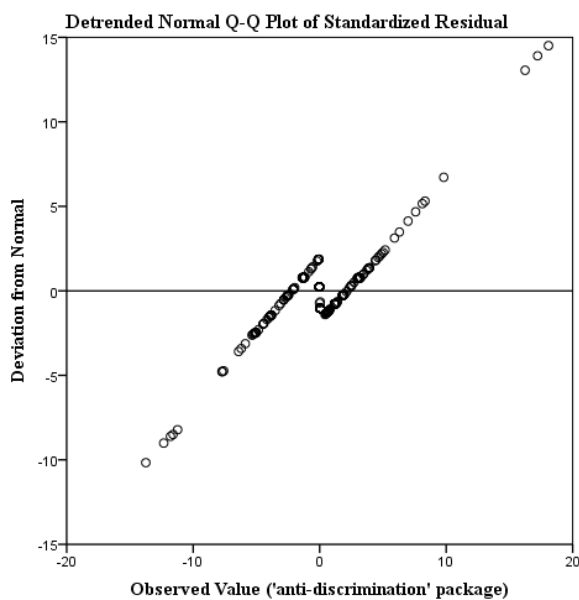


FIGURE A3. Residuals in OLS models, per frame package (without temporal component) (continued on the next page)

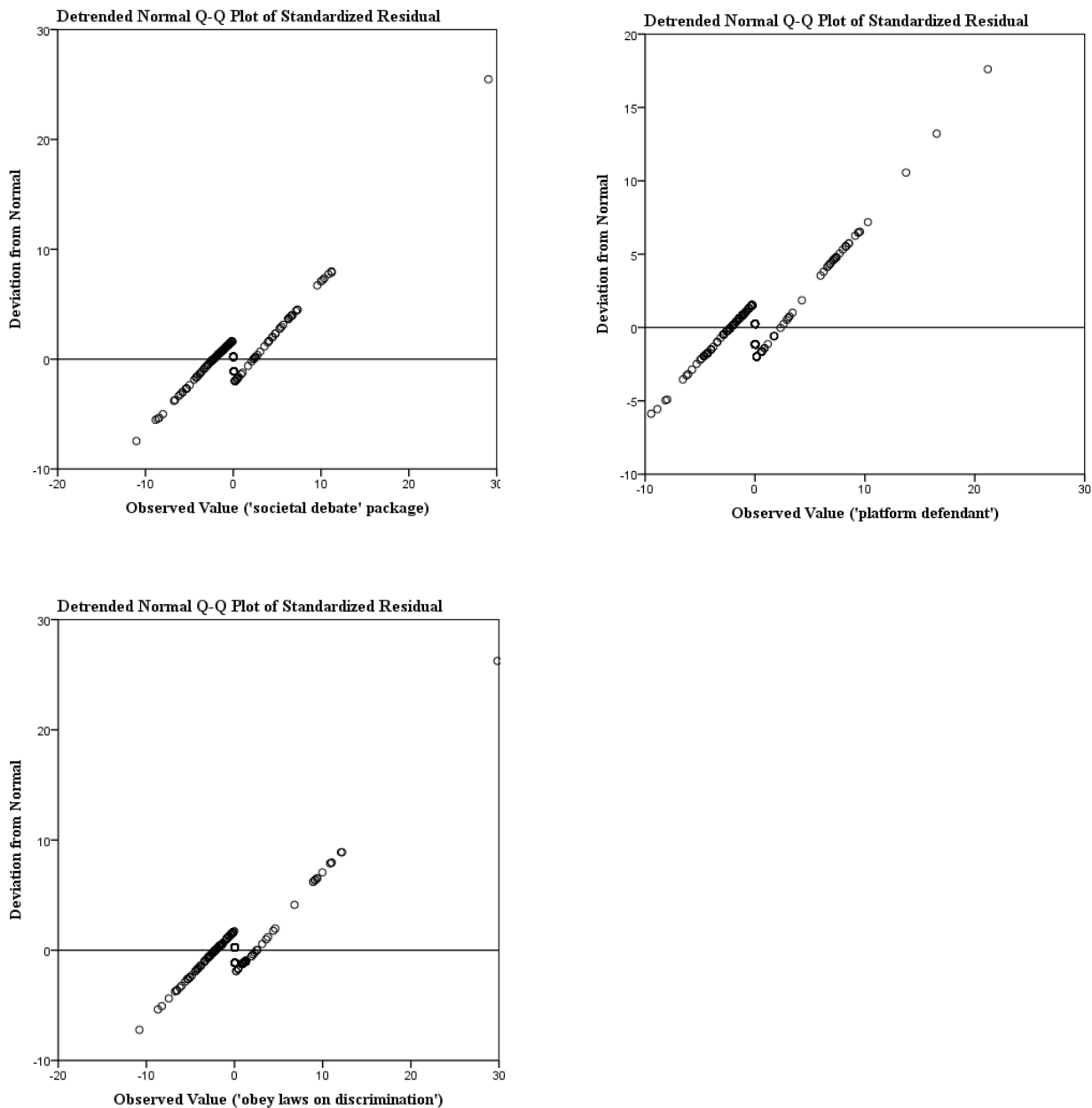


FIGURE A3. Residuals in OLS models, per frame package (without temporal component)

Table A7

*Output ARIMA modeling (p-values)*

|                                 | <b>Trial 1</b> | <b>Trial 2</b> |
|---------------------------------|----------------|----------------|
|                                 | <i>p</i>       | <i>p</i>       |
| <b>Anti-discrimination(t-1)</b> |                |                |
| Strong stake in issue(t-1)      | <.001          | <.001          |
| High authority(t-1)             | <.001          | <.001          |
| Elections(t-1)                  | .291           | .562           |
| Requests replacing judges(t-1)  | .106           | .032           |
| Acquittal(t-1)                  | <.001          | NA             |
| Conviction(t-1)                 | NA             | <.001          |
| Constant                        | .003           | .141           |
| AR(t-1)                         | .098           | .028           |
| <b>Unfair trial(t-1)</b>        |                |                |
| Strong stake in issue(t-1)      | <.001          | <.001          |
| High authority(t-1)             | <.001          | <.001          |
| Elections(t-1)                  | .913           | .826           |
| Requests replacing judges(t-1)  | .320           | .116           |
| Acquittal(t-1)                  | .095           | NA             |
| Conviction(t-1)                 | NA             | <.001          |
| Constant                        | .144           | .644           |
| AR(t-1)                         | <.001          | <.001          |
| <b>Free speech(t-1)</b>         |                |                |
| Strong stake in issue(t-1)      | <.001          | <.001          |
| High authority(t-1)             | <.001          | <.001          |
| Elections(t-1)                  | .547           | .646           |
| Requests replacing judges(t-1)  | .124           | <.001          |
| Acquittal(t-1)                  | .003           | NA             |
| Conviction(t-1)                 | NA             | <.001          |
| Constant                        | .062           | .297           |
| AR(t-1)                         | .082           | <.001          |
| <b>Political trial(t-1)</b>     |                |                |
| Strong stake in issue(t-1)      | <.001          | <.001          |
| High authority(t-1)             | <.001          | <.001          |
| Elections(t-1)                  | .400           | .622           |
| Requests replacing judges(t-1)  | .094           | .576           |
| Acquittal(t-1)                  | <.001          | NA             |
| Conviction(t-1)                 | NA             | <.001          |
| Constant                        | .054           | .059           |
| AR(t-1)                         | <.001          | <.001          |
| <b>Societal debate(t-1)</b>     |                |                |
| Strong stake in issue(t-1)      | <.001          | .448           |
| High authority(t-1)             | <.001          | <.001          |
| Elections(t-1)                  | .441           | .355           |
| Requests replacing judges(t-1)  | .290           | .251           |
| Acquittal(t-1)                  | .001           | NA             |
| Conviction(t-1)                 | NA             | .859           |
| Constant                        | .105           | .048           |
| AR(t-1)                         | <.001          | .015           |

---

|                                |       |       |
|--------------------------------|-------|-------|
| <b>Platform defendant(t-1)</b> |       |       |
| Strong stake in issue(t-1)     | <.001 | .448  |
| High authority(t-1)            | <.001 | <.001 |
| Elections(t-1)                 | .287  | .355  |
| Requests replacing judges(t-1) | .430  | .251  |
| Acquittal(t-1)                 | .007  | NA    |
| Conviction(t-1)                | NA    | .859  |
| Constant                       | .015  | .048  |
| AR(t-1)                        | .869  | .015  |

---

|   |       |       |
|---|-------|-------|
| <b>Obey laws on discrimination(t-1)</b> |       |       |
| Strong stake in issue(t-1)              | .991  | .954  |
| High authority(t-1)                     | <.001 | <.001 |
| Elections(t-1)                          | .955  | .351  |
| Requests replacing judges(t-1)          | .868  | .799  |
| Acquittal(t-1)                          | .907  | NA    |
| Conviction(t-1)                         | NA    | .892  |
| Constant                                | .313  | .047  |
| AR(t-1)                                 | <.001 | .911  |

---

Table A8

*Granger causality tests*

|  | Trial 1                       |                               | Trial 2                       |                               |
|--|-------------------------------|-------------------------------|-------------------------------|-------------------------------|
| Model  | Media input →<br>News reports | News reports<br>→ Media input | Media input →<br>News reports | News reports<br>→ Media input |
|  | <i>p</i>                      | <i>p</i>                      | <i>p</i>                      | <i>p</i>                      |
| Anti-discrimination  | <.001                         | <.001                         | <.001                         | <.001                         |
| Unfair trial   | <.001                         | <.001                         | <.001                         | .014                          |
| Free speech  | <.001                         | <.001                         | <.001                         | .014                          |
| Political trial  | <.001                         | <.001                         | <.001                         | .179                          |
| Anti-discrimination<br>(input victims – news reports)              | .005                          | <.001                         | <.001                         | <.001                         |
| Anti-discrimination<br>(input Public Prosecutor –<br>news reports) | NA                            | NA                            | <.001                         | <.001                         |
| Unfair trial (input defendant –<br>news reports)                   | <.001                         | <.001                         | <.001                         | .014                          |
| Free speech (input defendant–<br>news reports)                     | <.001                         | <.001                         | <.001                         | .820                          |
| Political trial (input defendant<br>– news reports)                | <.001                         | .370                          | <.001                         | .179                          |

Table A9

*Cumulative Impulse Response Functions (CIRF)*

| Model  | Trial 1                       |                               | Trial 2                       |                               |
|--|-------------------------------|-------------------------------|-------------------------------|-------------------------------|
|  | Media input →<br>News reports | News reports<br>→ Media input | Media input →<br>News reports | News reports<br>→ Media input |
|  | CIRF                          | CIRF                          | CIRF                          | CIRF                          |
| <b>Anti-discrimination (all frame sponsors – news reports)</b> |                               |                               |                               |                               |
| Day 1  | 0.01                          | 0.00                          | 0.00                          | -0.01                         |
| Day 2  | 0.01                          | 0.14                          | 0.01                          | 0.41                          |
| Day 3  | 0.02                          | 0.20                          | 0.05                          | 0.37                          |
| Day 4  | 0.03                          | 0.27                          | 0.05                          | 0.25                          |
| Day 5  | 0.03                          | 0.33                          | 0.05                          | 0.14                          |
| Day 6  | 0.03                          | 0.39                          | 0.05                          | 0.03                          |
| Day 7  | 0.04                          | 0.45                          | 0.04                          | -0.04                         |
| <b>Unfair trial (all frame sponsors – news reports)</b>        |                               |                               |                               |                               |
| Day 1  | 0.00                          | -0.03                         | 0.00                          | 0.19                          |
| Day 2  | 0.01                          | 0.04                          | -0.01                         | 0.48                          |
| Day 3  | 0.02                          | 0.06                          | -0.01                         | 0.54                          |
| Day 4  | 0.04                          | 0.07                          | -0.01                         | 0.54                          |
| Day 5  | 0.04                          | 0.03                          | -0.01                         | 0.54                          |
| Day 6  | 0.04                          | 0.00                          | -0.01                         | 0.54                          |
| Day 7  | 0.03                          | -0.02                         | -0.01                         | 0.54                          |
| <b>Free speech (all frame sponsors – news reports)</b>         |                               |                               |                               |                               |
| Day 1  | 0.00                          | 0.02                          | 0.00                          | 0.01                          |
| Day 2  | 0.01                          | 0.20                          | -0.00                         | 0.31                          |
| Day 3  | 0.01                          | 0.25                          | 0.02                          | 0.39                          |
| Day 4  | 0.01                          | 0.27                          | 0.04                          | 0.45                          |
| Day 5  | 0.01                          | 0.27                          | 0.03                          | 0.50                          |
| Day 6  | 0.01                          | 0.28                          | 0.03                          | 0.46                          |
| Day 7  | 0.01                          | 0.28                          | 0.02                          | 0.43                          |
| <b>Political trial (all frame sponsors – news reports)</b>     |                               |                               |                               |                               |
| Day 1  | 0.00                          | 0.05                          | 0.00                          | -0.03                         |
| Day 2  | 0.00                          | 0.18                          | 0.01                          | 0.13                          |
| Day 3  | 0.00                          | 0.21                          | 0.02                          | 0.25                          |
| Day 4  | 0.01                          | 0.25                          | 0.03                          | 0.32                          |
| Day 5  | 0.01                          | 0.24                          | 0.03                          | 0.43                          |
| Day 6  | 0.02                          | 0.23                          | 0.02                          | 0.42                          |
| Day 7  | 0.02                          | 0.23                          | 0.02                          | 0.42                          |
| <b>Anti-discrimination (input victims – news reports)</b>      |                               |                               |                               |                               |
| Day 1  | 0.00                          | -0.01                         | 0.00                          | -0.08                         |
| Day 2  | 0.00                          | 0.05                          | 0.01                          | -0.25                         |
| Day 3  | -0.00                         | 0.12                          | 0.02                          | -0.43                         |
| Day 4  | 0.00                          | 0.12                          | 0.01                          | -0.56                         |

|   |      |       |       |       |
|---|------|-------|-------|-------|
| Day 5   | 0.00 | 0.12  | 0.00  | -0.62 |
| Day 6   | 0.00 | 0.11  | 0.00  | -0.73 |
| Day 7   | 0.01 | 0.11  | 0.00  | -0.77 |
| <b>Anti-discrimination (input<br/>Public Prosecutor – news<br/>reports)</b> |      |       |       |       |
| Day 1   | NA   | NA    | 0.00  | 0.04  |
| Day 2   | NA   | NA    | -0.00 | 0.57  |
| Day 3   | NA   | NA    | 0.01  | 0.73  |
| Day 4   | NA   | NA    | 0.01  | 0.76  |
| Day 5   | NA   | NA    | 0.01  | 0.76  |
| Day 6   | NA   | NA    | 0.01  | 0.83  |
| Day 7   | NA   | NA    | 0.01  | 0.88  |
| <b>Unfair trial (input defendant<br/>– news reports)</b>                    |      |       |       |       |
| Day 1   | 0.00 | -0.07 | 0.00  | 0.19  |
| Day 2   | 0.01 | -0.03 | -0.01 | 0.47  |
| Day 3   | 0.01 | -0.02 | -0.01 | 0.53  |
| Day 4   | 0.02 | 0.03  | -0.01 | 0.53  |
| Day 5   | 0.02 | 0.00  | -0.01 | 0.53  |
| Day 6   | 0.02 | -0.02 | -0.01 | 0.53  |
| Day 7   | 0.02 | -0.05 | -0.01 | 0.53  |
| <b>Free speech (input defendant<br/>– news reports)</b>                     |      |       |       |       |
| Day 1   | 0.00 | 0.02  | 0.00  | 0.00  |
| Day 2   | 0.01 | 0.17  | -0.00 | 0.14  |
| Day 3   | 0.01 | 0.18  | 0.00  | 0.19  |
| Day 4   | 0.01 | 0.18  | 0.01  | 0.29  |
| Day 5   | 0.01 | 0.18  | 0.01  | 0.37  |
| Day 6   | 0.01 | 0.18  | 0.01  | 0.36  |
| Day 7   | 0.01 | 0.18  | 0.01  | 0.38  |
| <b>Political trial (input<br/>defendant – news reports)</b>                 |      |       |       |       |
| Day 1   | 0.00 | 0.07  | 0.00  | -0.03 |
| Day 2   | 0.00 | 0.18  | 0.01  | 0.13  |
| Day 3   | 0.00 | 0.21  | 0.01  | 0.25  |
| Day 4   | 0.00 | 0.23  | 0.03  | 0.32  |
| Day 5   | 0.00 | 0.24  | 0.03  | 0.43  |
| Day 6   | 0.00 | 0.25  | 0.02  | 0.42  |
| Day 7   | 0.00 | 0.25  | 0.02  | 0.42  |

Table A10

*Forecast Error Variance Decomposition (FEVD)*

| Model  | Trial 1                       |                               | Trial 2                       |                               |
|--|-------------------------------|-------------------------------|-------------------------------|-------------------------------|
|  | Media input →<br>News reports | News reports<br>→ Media input | Media input →<br>News reports | News reports<br>→ Media input |
|  | FEVD                          | FEVD                          | FEVD                          | FEVD                          |
| <b>Anti-discrimination (all frame sponsors – news reports)</b> |                               |                               |                               |                               |
| Day 1  | 0%                            | 3.5%                          | 0%                            | 0%                            |
| Day 2  | 6.0%                          | 3.8%                          | 31.2%                         | 0.3%                          |
| Day 3  | 6.8%                          | 4.9%                          | 31.2%                         | 8.4%                          |
| Day 4  | 7.9%                          | 10.3%                         | 32.0%                         | 8.2%                          |
| Day 5  | 8.7%                          | 10.3%                         | 32.1%                         | 7.7%                          |
| Day 6  | 9.5%                          | 10.4%                         | 32.6%                         | 7.5%                          |
| Day 7  | 10.3%                         | 11.7%                         | 33.1%                         | 7.4%                          |
| <b>Unfair trial (all frame sponsors – news reports)</b>        |                               |                               |                               |                               |
| Day 1  | 0.4%                          | 0%                            | 7.5%                          | 0%                            |
| Day 2  | 1.8%                          | 0.6%                          | 20.9%                         | 0.4%                          |
| Day 3  | 1.9%                          | 3.1%                          | 21.3%                         | 0.4%                          |
| Day 4  | 1.9%                          | 7.9%                          | 21.3%                         | 0.4%                          |
| Day 5  | 2.4%                          | 7.9%                          | 21.3%                         | 0.4%                          |
| Day 6  | 2.6%                          | 7.9%                          | 21.3%                         | 0.4%                          |
| Day 7  | 2.7%                          | 8.3%                          | 21.3%                         | 0.4%                          |
| <b>Free speech (all frame sponsors – news reports)</b>         |                               |                               |                               |                               |
| Day 1  | 0.2%                          | 0%                            | 0.3%                          | 0%                            |
| Day 2  | 8.4%                          | 1.1%                          | 15.3%                         | 0%                            |
| Day 3  | 8.9%                          | 1.2%                          | 16.0%                         | 0.7%                          |
| Day 4  | 9.0%                          | 1.2%                          | 16.6%                         | 1.1%                          |
| Day 5  | 9.1%                          | 1.2%                          | 16.6%                         | 1.2%                          |
| Day 6  | 9.1%                          | 1.2%                          | 16.6%                         | 1.2%                          |
| Day 7  | 9.1%                          | 1.2%                          | 16.6%                         | 1.2%                          |
| <b>Political trial (all frame sponsors – news reports)</b>     |                               |                               |                               |                               |
| Day 1  | 2.4%                          | 0%                            | 0.1%                          | 0%                            |
| Day 2  | 13.9%                         | 0.1%                          | 3.8%                          | 0.2%                          |
| Day 3  | 13.8%                         | 0.2%                          | 5.6%                          | 0.2%                          |
| Day 4  | 14.5%                         | 1.1%                          | 6.3%                          | 0.5%                          |
| Day 5  | 14.6%                         | 1.1%                          | 8.1%                          | 0.5%                          |
| Day 6  | 14.6%                         | 2.9%                          | 8.1%                          | 0.6%                          |
| Day 7  | 14.6%                         | 3.0%                          | 8.1%                          | 0.7%                          |
| <b>Anti-discrimination (input victims – news reports)</b>      |                               |                               |                               |                               |
| Day 1  | 0%                            | 0%                            | 1.5%                          | 0%                            |
| Day 2  | 1.0%                          | 0.1%                          | 7.5%                          | 3.3%                          |
| Day 3  | 2.2%                          | 0.3%                          | 13.4%                         | 15.5%                         |
| Day 4  | 2.1%                          | 1.9%                          | 16.3%                         | 18.7%                         |

|   |       |      |       |       |
|---|-------|------|-------|-------|
| Day 5   | 2.1%  | 1.9% | 16.2% | 19.4% |
| Day 6   | 2.1%  | 2.0% | 17.8% | 19.3% |
| Day 7   | 2.1%  | 8.9% | 17.9% | 19.3% |
| <b>Anti-discrimination (input<br/>Public Prosecutor – news<br/>reports)</b> |       |      |       |       |
| Day 1   | NA    | NA   | 0.7%  | 0.0%  |
| Day 2   | NA    | NA   | 47.6% | 0.0%  |
| Day 3   | NA    | NA   | 49.5% | 5.2%  |
| Day 4   | NA    | NA   | 47.0% | 5.2%  |
| Day 5   | NA    | NA   | 46.0% | 5.2%  |
| Day 6   | NA    | NA   | 45.9% | 5.2%  |
| Day 7   | NA    | NA   | 46.1% | 5.2%  |
| <b>Unfair trial (input defendant<br/>– news reports)</b>                    |       |      |       |       |
| Day 1   | 1.9%  | 0%   | 7.3%  | 0%    |
| Day 2   | 2.3%  | 4.0% | 20.3% | 0.4%  |
| Day 3   | 2.3%  | 4.1% | 20.8% | 0.4%  |
| Day 4   | 3.1%  | 4.3% | 20.8% | 0.4%  |
| Day 5   | 3.4%  | 5.4% | 20.8% | 0.4%  |
| Day 6   | 3.6%  | 5.7% | 20.8% | 0.4%  |
| Day 7   | 3.8%  | 5.7% | 20.8% | 0.4%  |
| <b>Free speech (input<br/>defendant– news reports)</b>                      |       |      |       |       |
| Day 1   | 0.2%  | 0%   | 0%    | 0%    |
| Day 2   | 7.2%  | 1.2% | 3.0%  | 0%    |
| Day 3   | 7.2%  | 1.5% | 3.5%  | 0%    |
| Day 4   | 7.2%  | 1.5% | 5.0%  | 0.2%  |
| Day 5   | 7.2%  | 1.5% | 6.0%  | 0.2%  |
| Day 6   | 7.2%  | 1.5% | 6.0%  | 0.2%  |
| Day 7   | 7.2%  | 1.5% | 6.0%  | 0.2%  |
| <b>Political trial (input<br/>defendant – news reports)</b>                 |       |      |       |       |
| Day 1   | 4.1%  | 0%   | 0.1%  | 0%    |
| Day 2   | 11.9% | 0.2% | 3.8%  | 0.2%  |
| Day 3   | 12.0% | 0.2% | 5.6%  | 0.2%  |
| Day 4   | 12.3% | 0.2% | 6.3%  | 0.5%  |
| Day 5   | 12.3% | 0.2% | 8.1%  | 0.5%  |
| Day 6   | 12.4% | 0.2% | 8.1%  | 0.6%  |
| Day 7   | 12.4% | 0.2% | 8.1%  | 0.7%  |