

## Supplemental Materials

Additional HLM analyses with PPP and GCI in two separate models

**Table A1**

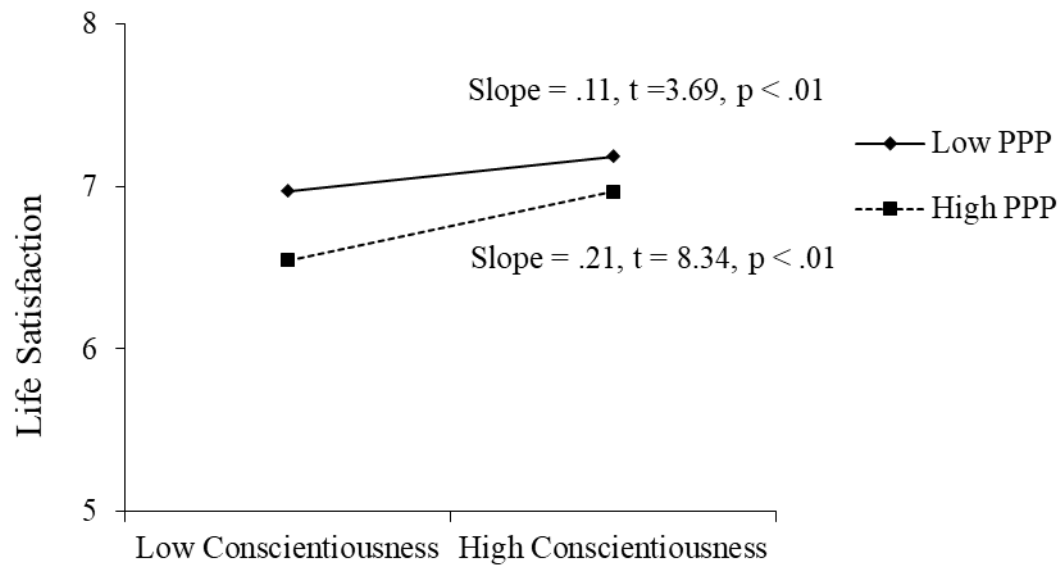
*Hierarchical Linear Modelling with PPP and GCI in separate models*

	Model with PPP		Model with GCI	
	Estimates ( <i>SE</i> )	<i>t</i> -value	Estimates ( <i>SE</i> )	<i>t</i> -value
Intercept	6.92 (0.19)	36.27**	6.92 (0.19)	36.55**
Age	-0.01 (0.02)	-0.39	-0.01 (0.02)	-0.38
Gender	0.06 (0.02)	3.65**	0.06 (0.02)	3.41**
Education	0.09 (0.02)	4.75**	0.09 (0.02)	4.80**
Employment Type (Full-time)	0.01 (0.03)	0.50	0.02 (0.03)	0.60
Employment Type (Part-time)	-0.03 (0.02)	-1.12	-0.02 (0.02)	-0.95
Conscientiousness	0.16 (0.02)	8.14**	0.16 (0.02)	7.96**
Emotional Stability	0.26 (0.02)	14.87**	0.25 (0.02)	14.35**
Agreeableness	0.05 (0.02)	2.89**	0.05 (0.02)	2.82**
Extraversion	0.02 (0.02)	1.15	0.00 (0.02)	0.25
Openness to Experience	0.02 (0.02)	1.05	0.02 (0.02)	0.91
Purchasing Power Parity (PPP)	-0.16 (0.27)	-0.59	-0.16 (0.27)	-0.59
Global Competitiveness Index (GCI)	0.53 (0.27)	1.93	0.51 (0.27)	1.90
<i>Interactions:</i>				
Conscientiousness x PPP	<b>0.05 (0.02)</b>	<b>2.82**</b>		
Emotional Stability x PPP	<b>0.04 (0.02)</b>	<b>2.47*</b>		
Agreeableness x PPP	<b>0.08 (0.02)</b>	<b>4.16**</b>		
Extraversion x PPP	0.02 (0.02)	1.13		
Openness to Experience x PPP	0.02 (0.02)	1.36		
Conscientiousness x GCI			<b>.04 (0.02)</b>	<b>1.99*</b>
Emotional Stability x GCI			.03 (0.02)	1.50
Agreeableness x GCI			<b>.07 (0.02)</b>	<b>3.56**</b>
Extraversion x GCI			<b>.07 (0.02)</b>	<b>3.57**</b>
Openness to Experience x GCI			.02 (0.02)	1.06

Note. Sample size = 13,265 from 18 nations. \* $p < .05$ . \*\* $p < .01$ .

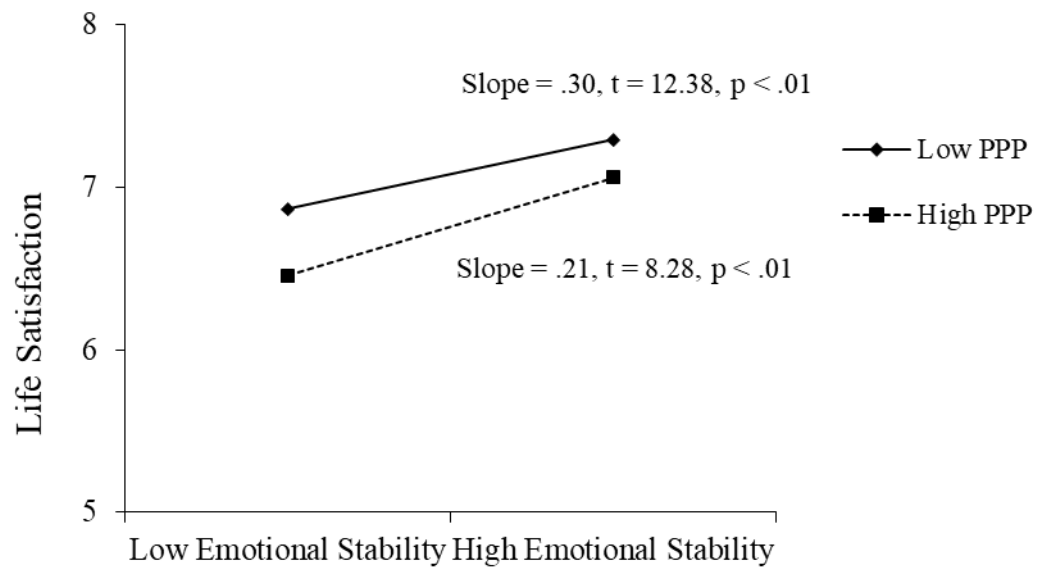
**Figure A1**

*The interaction between conscientiousness and PPP in predicting individuals' life satisfaction*



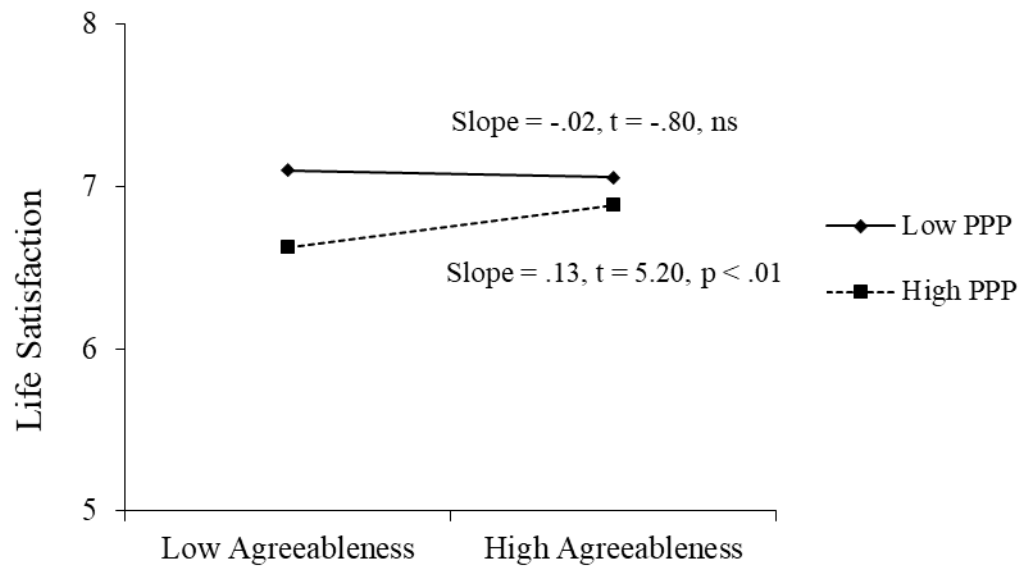
**Figure A2**

*The interaction between emotional stability and PPP in predicting individuals' life satisfaction*



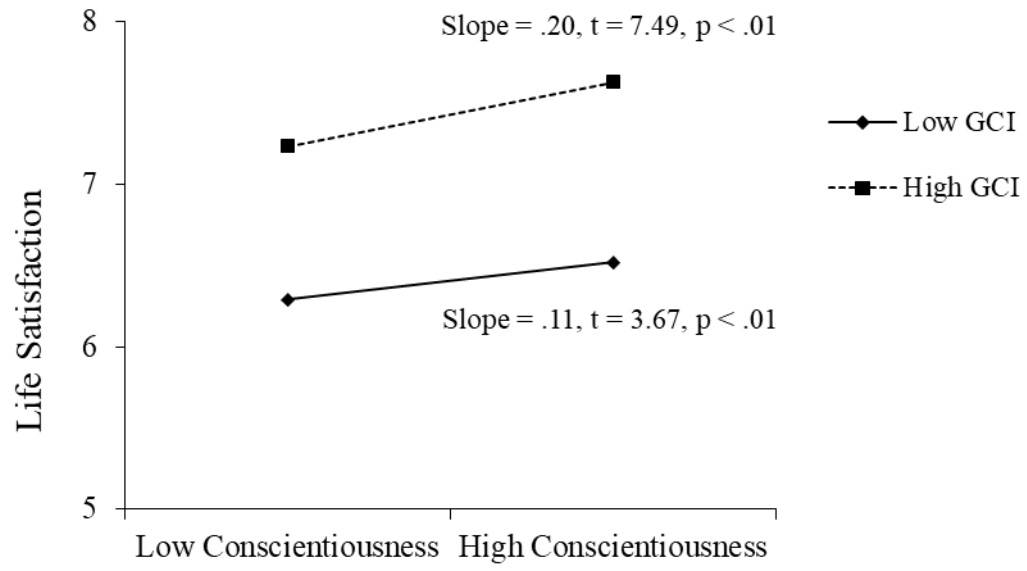
**Figure A3**

*The interaction between agreeableness and PPP in predicting individuals' life satisfaction*



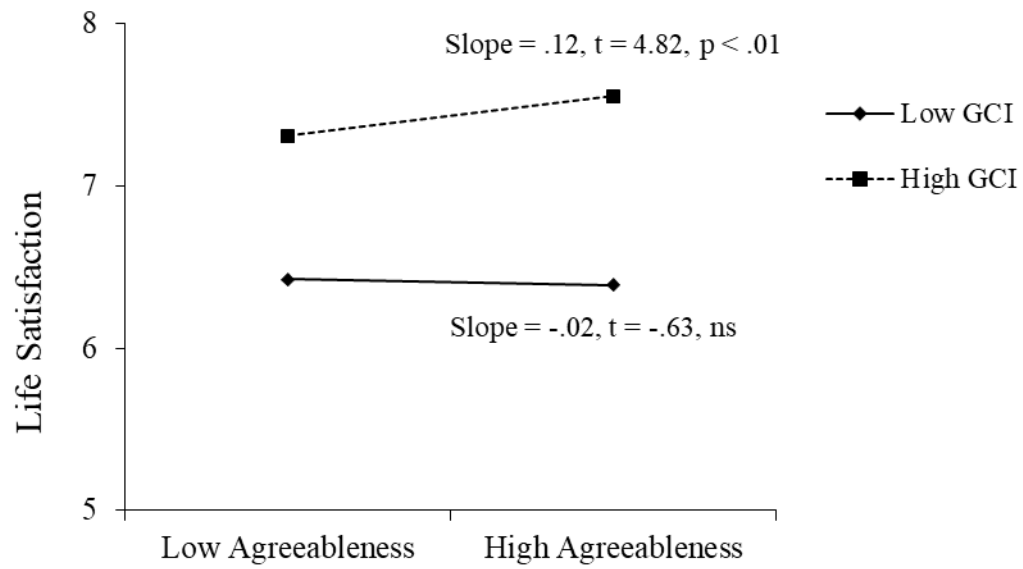
**Figure A4**

*The interaction between conscientiousness and GCI in predicting individuals' life satisfaction*



**Figure A5**

*The interaction between agreeableness and GCI in predicting individuals' life satisfaction*



**Figure A6**

*The interaction between extroversion and GCI in predicting individuals' life satisfaction*

