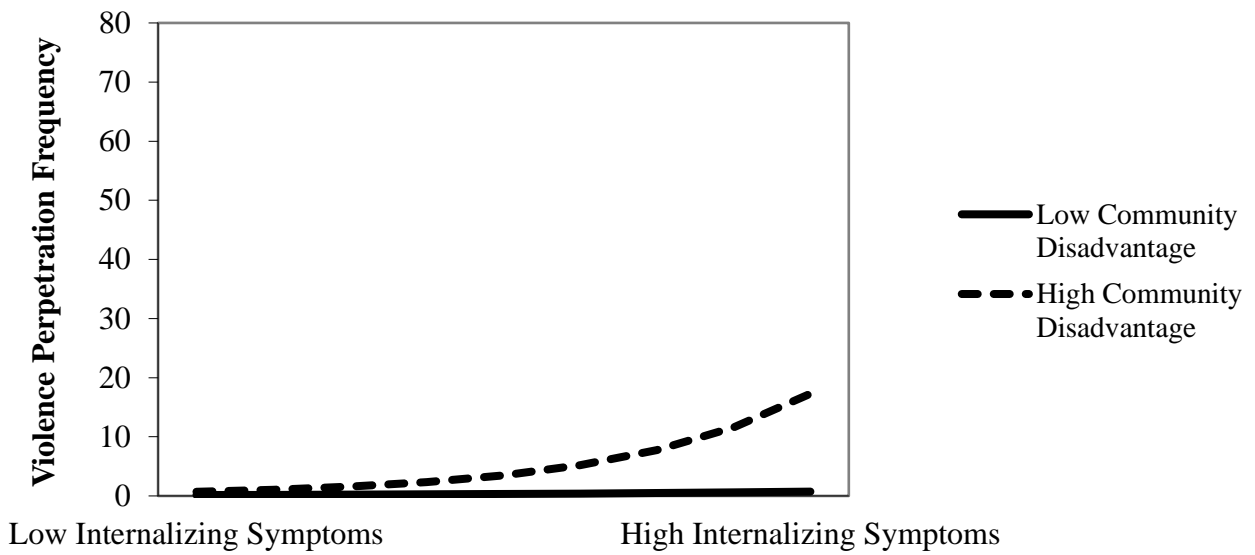


## Supplementary Material

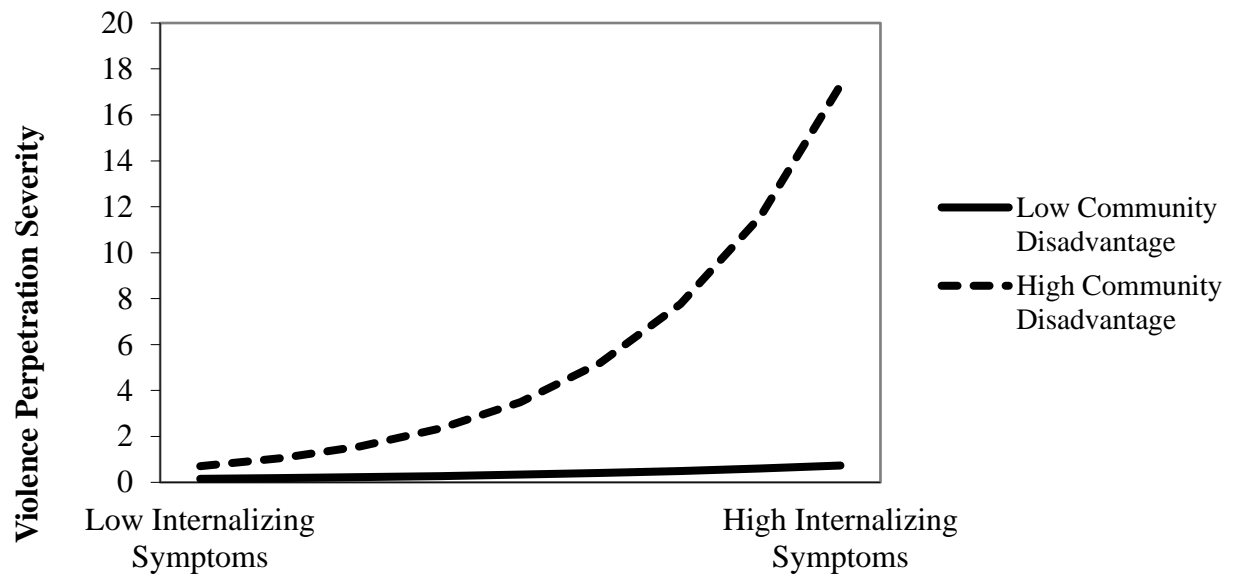
Table S1

*Severity Ranking Scheme for 11 Types of Violent-Behavioral Outcomes*

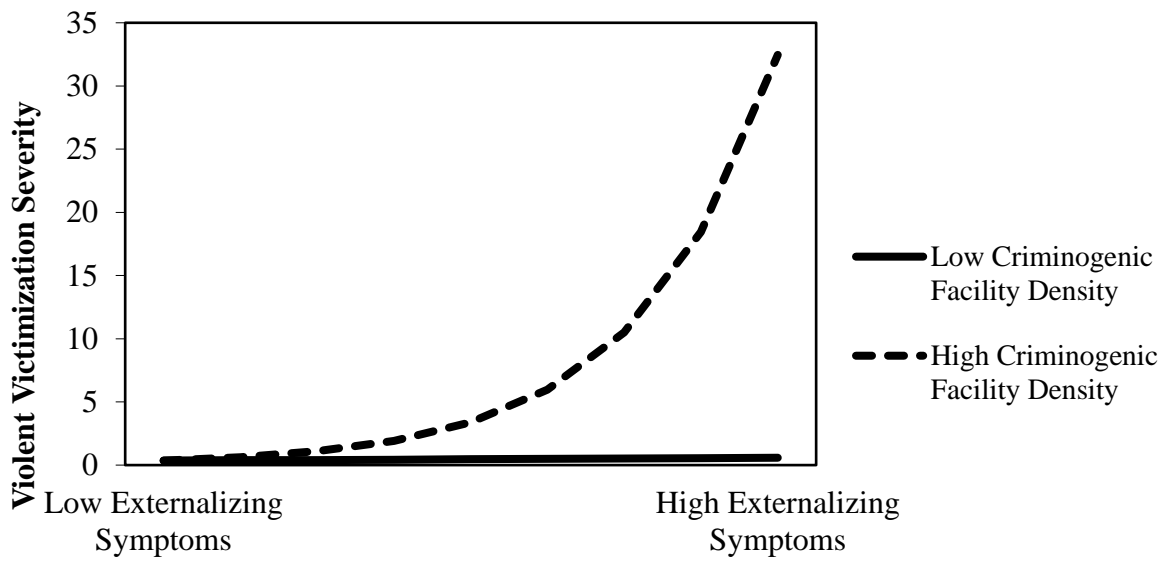
<b>Severity Rank</b>	<b>Violence Perpetration</b>	<b>Violent Victimization</b>
11	I used a knife or gun on someone	Someone used a knife or gun on me
10	I hit someone with a fist or object, or beat them up	Someone hit me with a fist or object, or beat me up
9	I kicked, bit, or choked someone	Someone kicked, bit, or choked me
8	I slapped someone	Someone slapped me
7	I pushed, grabbed, or shoved some	Someone pushed, grabbed, or shoved me
6	I threw an object at someone	Someone threw an object at me
5	I tried to physically force someone to have sex	Someone tried to physically force me to have sex
4	I threatened someone with a knife, gun, or other weapon	Someone threatened me with a knife, gun, or other weapon
3	I threatened to harm someone, without any kind of weapon	Someone threatened to harm me, without any kind of weapon
2	I yelled or screamed at someone in a frightening way	Someone yelled or scream at me in a frightening way
1	I did something made someone feel afraid for their safety	Someone did something made me feel afraid for my safety
0	No violence perpetration	No violent victimization



*Figure S1.* Plot of Significant Internalizing Symptoms x Community Disadvantage Interaction. Frequency of violence perpetration is plotted at low (-1 SD) and high (+1 SD) values of internalizing symptoms and community disadvantage.



*Figure S2.* Plot of Significant Internalizing Symptoms x Community Disadvantage Interaction. Severity of violence perpetration is plotted at low (-1 SD) and high (+1 SD) values of internalizing symptoms and community disadvantage.



*Figure S3.* Plot of Significant Externalizing Symptoms x Criminogenic Facility Density Interaction. Frequency of violent victimization is plotted at low (-1 SD) and high (+1 SD) values of externalizing symptoms and criminogenic facility density.