

# **STUDY 1 MATERIALS AND MEASURES**

If you have any questions, or would like further information on the study methods, please contact:

**Mazheruddin M. Mulla, M.A., M.P.H.**

**Corresponding Author**

**Email: [mmmulla@crimson.ua.edu](mailto:mmmulla@crimson.ua.edu)**

## Time 1 Demographics Form

### \*\*\*\*\*IMPORTANT PERSONAL IDENTIFICATION CODE\*\*\*\*\*

Second letter of your middle name = \_\_\_\_\_  
 Last number of your street address before leaving for college = \_\_\_\_\_  
 Last number of your current cell phone number = \_\_\_\_\_  
 First letter of the name of your high school = \_\_\_\_\_

Date: ____/____/2014	Gender: ( <i>circle one</i> )  <div style="text-align: center;">Male      Female</div>
Have you <i>ever</i> been in a romantic relationship with someone (e.g., boyfriend, girlfriend, someone you hooked up with often)? ( <i>circle one</i> )  <div style="text-align: center;">Yes      No</div>	Race: ( <i>check one</i> )  White    African American    Asian    Other
Are you currently in a romantic relationship with a boyfriend or girlfriend? ( <i>circle one</i> )  <div style="text-align: center;">Yes      No</div>	Sexual orientation: ( <i>circle one</i> )  Heterosexual    Homosexual    Bisexual    Other
Year in school: ( <i>circle one</i> )  Freshman    Sophomore    Junior    Senior	Are you a transfer student? ( <i>circle one</i> )  <div style="text-align: center;">Yes      No</div>
<p><b>If you are a Freshman</b>, answer these questions:</p> <p>Were you in high school last year (during the 2013-2014 academic year)? (<i>circle one</i>)      Yes      No</p> <p>Did you participate in Rush (Sorority/Fraternity)? (<i>circle one</i>)      Yes      No</p> <p>How many friends have you met at UA so far? (<i>check one</i>)</p> <div style="margin-left: 40px;"> <input type="checkbox"/> none  <input type="checkbox"/> only 1 or 2  <input type="checkbox"/> about 3 to 5  <input type="checkbox"/> about 6 to 15  <input type="checkbox"/> over 15         </div>	Age: _____ years old  Height: _____ feet and _____ inches  Weight: _____ pounds

## Time 1 Personal IPV Perpetration

<p><b>How often in the past 12 months have you done the following things listed below?</b></p> <p><b>Read each question and use the scale provided to answer the questions. Please circle a number in each box.</b></p>	<p><b>0 = this never happened</b>  <b>1 = once this past 12 months</b>  <b>2 = twice this past 12 months</b>  <b>3 = 3-5 times this past 12 months</b>  <b>4 = 6-10 times this past 12 months</b>  <b>5 = 11-20 times this past 12 months</b>  <b>6 = 20+ times this past 12 months</b>  <b>*7 = not in the past 12 months, but it did happen before</b></p>
1. I was involved in sexual activity (like kissing, hooking up, or sex) with someone.	0   1   2   3   4   5   6   *7
2. I had sexual activity (like kissing, hooking up, or sex) with someone I recently met or someone you did not have a committed relationship with.	0   1   2   3   4   5   6   *7
3. I showed respect for my girlfriend/boyfriend about an issue.	0   1   2   3   4   5   6   *7
4. I threw something at my girlfriend/boyfriend that could hurt.	0   1   2   3   4   5   6   *7
5. I twisted my girlfriend/boyfriend's arm or hair.	0   1   2   3   4   5   6   *7
6. I pushed or shoved my girlfriend/boyfriend.	0   1   2   3   4   5   6   *7
7. I agreed to try a solution to a disagreement my girlfriend /boyfriend suggested.	0   1   2   3   4   5   6   *7
8. I grabbed my girlfriend/boyfriend.	0   1   2   3   4   5   6   *7
9. I had sexual activity with someone by persistently asking although they said no, telling them they were obligated, threatening to leave etc.	0   1   2   3   4   5   6   *7
10. I engaged in sexual activity with someone after obtaining their consent to make sure it was mutual.	0   1   2   3   4   5   6   *7
11. I slapped my girlfriend/boyfriend.	0   1   2   3   4   5   6   *7
12. I had sexual activity with someone by threatening to use physical force or actually using physical force.	0   1   2   3   4   5   6   *7
13. I had sexual activity with someone by getting them drunk or under the influence of drugs.	0   1   2   3   4   5   6   *7
14. I had sexual activity with someone while they were too drunk or high to even know what was happening at the time.	0   1   2   3   4   5   6   *7

## Time 1 Perceived Descriptive IPV Norms

<p><b>Please make your best estimate for each group listed at the top right (typical high school students, typical college students, and your friends).</b></p> <p><b>Write the percentage (from 0 – 100%) in the spaces provide.</b></p>	<p>Percentage (%) of <u>typical high school students of my same gender</u> have done this before</p>	<p>Percentage (%) of <u>typical college students of my same gender</u> have done this before</p>	<p>Percentage (%) of <u>my friends of my same gender</u> that have done this before</p>
1. Showed respect for their girlfriend/boyfriend about an issue.	_____ %	_____ %	_____ %
2. Threw something at their girlfriend/boyfriend that could hurt.	_____ %	_____ %	_____ %
3. Involved in sexual activity (like kissing, hooking up, or sex) with someone.	_____ %	_____ %	_____ %
4. Twisted their girlfriend/boyfriend's arm or hair.	_____ %	_____ %	_____ %
5. Had sexual activity (like kissing, hooking up, or sex) with someone they recently met or someone they did not have a committed relationship with.	_____ %	_____ %	_____ %
6. Pushed or shoved their girlfriend/boyfriend.	_____ %	_____ %	_____ %
7. Agreed to try a solution to a disagreement their girlfriend/boyfriend suggested.	_____ %	_____ %	_____ %
8. Grabbed girlfriend/boyfriend.	_____ %	_____ %	_____ %
9. Had sexual activity with someone by using verbal pressure (persistently asking although they said no, telling them they were obligated, threatening to leave etc.).	_____ %	_____ %	_____ %
10. Engaged in sexual activity with someone after obtaining their consent to make sure it was mutual.	_____ %	_____ %	_____ %
11. Slapped girlfriend/boyfriend.	_____ %	_____ %	_____ %
12. Had sexual activity with someone by using physical pressure (threatening to use physical force or actually using physical force).	_____ %	_____ %	_____ %
13. Had sexual activity with someone by getting them drunk or under the influence of other drugs.	_____ %	_____ %	_____ %
14. Had sexual activity with someone while they were too drunk or high to even know what was happening at the time.	_____ %	_____ %	_____ %

## Time 2 Demographics Form

\*\*\*\*\*IMPORTANT PERSONAL IDENTIFICATION CODE\*\*\*\*\*

Second letter of your middle name = \_\_\_\_\_

Last number of your street address before leaving for college = \_\_\_\_\_

Last number of your current cell phone number = \_\_\_\_\_

First letter of the name of your high school = \_\_\_\_\_

Date: \_\_\_\_/\_\_\_\_/2014

Age: \_\_\_\_\_ years old

Height: \_\_\_\_\_ feet and \_\_\_\_\_ inches

Weight: \_\_\_\_\_ pounds

## Time 2 Personal IPV Perpetration

<p>Read each question and use the scale provided to answer the questions.</p> <p>PLEASE FOCUS ON <b><u>THIS SEMESTER ONLY, Fall 2014</u></b></p> <p>Please <b>circle a number</b> in each box.</p>	<p><b>0 = this never happened</b>  <b>1 = once this Fall 2014 semester</b>  <b>2 = twice this Fall 2014 semester</b>  <b>3 = 3-5 times this Fall 2014 semester</b>  <b>4 = 6-10 times this Fall 2014 semester</b>  <b>5 = 11-20 times this Fall 2014 semester</b>  <b>6 = 20+ times this Fall 2014 semester</b>  <b>*7 = not this Fall 2014 semester, but it did happen before</b></p>
1. I was involved in sexual activity (like kissing, hooking up, or sex) with someone.	0   1   2   3   4   5   6   *7
2. I had sexual activity (like kissing, hooking up, or sex) with someone I recently met or someone they did not have a committed relationship with.	0   1   2   3   4   5   6   *7
3. I showed respect for my girlfriend/boyfriend about an issue.	0   1   2   3   4   5   6   *7
4. I threw something at my girlfriend/boyfriend that could hurt.	0   1   2   3   4   5   6   *7
5. I twisted my girlfriend/boyfriend's arm or hair.	0   1   2   3   4   5   6   *7
6. I pushed or shoved my girlfriend/boyfriend.	0   1   2   3   4   5   6   *7
7. I agreed to try a solution to a disagreement my girlfriend /boyfriend suggested.	0   1   2   3   4   5   6   *7
8. I grabbed my girlfriend/boyfriend.	0   1   2   3   4   5   6   *7
9. I had sexual activity with someone by persistently asking although they said no, telling them they were obligated, threatening to leave etc.	0   1   2   3   4   5   6   *7
10. I engaged in sexual activity with someone after obtaining their consent to make sure it was mutual.	0   1   2   3   4   5   6   *7
11. I slapped my girlfriend/boyfriend.	0   1   2   3   4   5   6   *7
12. I had sexual activity with someone by threatening to use physical force or actually using physical force.	0   1   2   3   4   5   6   *7
13. I had sexual activity with someone by getting them drunk or under the influence of drugs.	0   1   2   3   4   5   6   *7
14. I had sexual activity with someone while they were too drunk or high to even know what was happening at the time.	0   1   2   3   4   5   6   *7
15. I showed respect for my girlfriend/boyfriend about an issue.	0   1   2   3   4   5   6   *7

## Time 2 Perceived Descriptive IPV Norms

<p><b>Please make your best estimate for each group listed at the top right (typical high school students, typical college students, and your friends).</b></p> <p><b>Write the percentage (from 0 – 100%) in the spaces provide.</b></p>	<p>Percentage (%) of <u>typical high school students of my same gender</u> have done this before</p>	<p>Percentage (%) of <u>typical college students of my same gender</u> have done this before</p>	<p>Percentage (%) of <u>my friends of my same gender</u> that have done this before</p>
1. Showed respect for their girlfriend/boyfriend about an issue.	_____ %	_____ %	_____ %
2. Threw something at their girlfriend/boyfriend that could hurt.	_____ %	_____ %	_____ %
3. Involved in sexual activity (like kissing, hooking up, or sex) with someone.	_____ %	_____ %	_____ %
4. Twisted their girlfriend/boyfriend's arm or hair.	_____ %	_____ %	_____ %
5. Had sexual activity (like kissing, hooking up, or sex) with someone they recently met or someone they did not have a committed relationship with.	_____ %	_____ %	_____ %
6. Pushed or shoved their girlfriend/boyfriend.	_____ %	_____ %	_____ %
7. Agreed to try a solution to a disagreement their girlfriend/boyfriend suggested.	_____ %	_____ %	_____ %
8. Grabbed girlfriend/boyfriend.	_____ %	_____ %	_____ %
9. Had sexual activity with someone by using verbal pressure (persistently asking although they said no, telling them they were obligated, threatening to leave etc.).	_____ %	_____ %	_____ %
10. Engaged in sexual activity with someone after obtaining their consent to make sure it was mutual.	_____ %	_____ %	_____ %
11. Slapped girlfriend/boyfriend.	_____ %	_____ %	_____ %
12. Had sexual activity with someone by using physical pressure (threatening to use physical force or actually using physical force).	_____ %	_____ %	_____ %
13. Had sexual activity with someone by getting them drunk or under the influence of other drugs.	_____ %	_____ %	_____ %
14. Had sexual activity with someone while they were too drunk or high to even know what was happening at the time.	_____ %	_____ %	_____ %

# **STUDY 2 MATERIALS AND MEASURES**

If you have any questions, or would like further information on the study methods, please contact:

**Mazheruddin M. Mulla, M.A., M.P.H.**

**Corresponding Author**

**Email: [mmmulla@crimson.ua.edu](mailto:mmmulla@crimson.ua.edu)**



## Demographics Form

Thank you for participating in this survey! Please fill out this questionnaire as honestly and accurately as you can. It is anonymous. Do NOT put your name anywhere on the packet. You must be 18-24 to participate in this survey.

Date: ____/____/2014	Approximate GPA: ____ . ____ ____
Gender: ( <i>check one</i> ) <input type="checkbox"/> Male <input type="checkbox"/> Female	Are you currently in a relationship with a boyfriend or girlfriend? ( <i>check one</i> ) <input type="checkbox"/> Yes <input type="checkbox"/> No
Age: ( <i>check one</i> ) <input type="checkbox"/> 18 <input type="checkbox"/> 19 <input type="checkbox"/> 20 <input type="checkbox"/> 21 <input type="checkbox"/> 22 <input type="checkbox"/> 23 <input type="checkbox"/> 24	If you are NOT currently in a relationship, have you <i>ever</i> been in a relationship with a boyfriend or girlfriend? ( <i>check one</i> ) <input type="checkbox"/> Yes <input type="checkbox"/> No <input type="checkbox"/> NA
Year in school: ( <i>check one</i> ) <input type="checkbox"/> Freshmen <input type="checkbox"/> Sophomore <input type="checkbox"/> Junior <input type="checkbox"/> Senior	Sexual orientation: ( <i>check one</i> ) <input type="checkbox"/> Heterosexual <input type="checkbox"/> Homosexual <input type="checkbox"/> Bisexual <input type="checkbox"/> Other
Race: ( <i>check one</i> ) <input type="checkbox"/> White <input type="checkbox"/> African American <input type="checkbox"/> Asian <input type="checkbox"/> Other	

## Personal IPV Perpetration

NOTE: If you have **never** had a boyfriend or girlfriend before, you may skip this page.

<p>No matter how well a couple gets along, there are times when they disagree, get annoyed with the other person, want different things from each other, or just have spats or fights because they are in a bad mood, are tired, or for some other reason.</p> <p>Couples also have many different ways of trying to settle their differences. This is a list of things that might happen when you have differences.</p> <p><b>Use the scale provided and <u>circle a number</u> in each box.</b></p>	<p><b>0 = this never happened</b>  <b>1 = once this past 12 months</b>  <b>2 = twice this past 12 months</b>  <b>3 = 3-5 times this past 12 months</b>  <b>4 = 6-10 times this past 12 months</b>  <b>5 = 11-20 times this past 12 months</b>  <b>6 = more than 20 times this past year</b></p> <p><b>** 7 = not in the past 12 months, but it did happen before</b></p>	
	Your behavior toward a girl/boyfriend	Your girl/boyfriends behavior toward you
1. Showed care even though there was a disagreement	0 1 2 3 4 5 6 7	0 1 2 3 4 5 6 7
2. Explained own side of a disagreement to the other	0 1 2 3 4 5 6 7	0 1 2 3 4 5 6 7
3. Insulted or swore at the other	0 1 2 3 4 5 6 7	0 1 2 3 4 5 6 7
4. Threw something at the other that could hurt.	0 1 2 3 4 5 6 7	0 1 2 3 4 5 6 7
5. Twisted the other's arm or hair.	0 1 2 3 4 5 6 7	0 1 2 3 4 5 6 7
6. Showed respect for the other's feelings about an issue.	0 1 2 3 4 5 6 7	0 1 2 3 4 5 6 7
7. Pushed or shoved the other	0 1 2 3 4 5 6 7	0 1 2 3 4 5 6 7
8. Called the other fat, ugly or stupid.	0 1 2 3 4 5 6 7	0 1 2 3 4 5 6 7
9. Destroyed something that belonged to the other	0 1 2 3 4 5 6 7	0 1 2 3 4 5 6 7
10. Shouted or yelled at the other	0 1 2 3 4 5 6 7	0 1 2 3 4 5 6 7
11. Said I/he/she was sure we/they could work out a problem.	0 1 2 3 4 5 6 7	0 1 2 3 4 5 6 7
12. Grabbed the other	0 1 2 3 4 5 6 7	0 1 2 3 4 5 6 7
13. Stomped out of the room or house or yard during a disagreement.	0 1 2 3 4 5 6 7	0 1 2 3 4 5 6 7
14. Slapped the other	0 1 2 3 4 5 6 7	0 1 2 3 4 5 6 7
15. Suggested a compromise to a disagreement.	0 1 2 3 4 5 6 7	0 1 2 3 4 5 6 7
16. Accused the other of being a lousy lover.	0 1 2 3 4 5 6 7	0 1 2 3 4 5 6 7
17. Did something to spite the other	0 1 2 3 4 5 6 7	0 1 2 3 4 5 6 7
18. Threatened to hit or throw something at the other	0 1 2 3 4 5 6 7	0 1 2 3 4 5 6 7
19. Agreed to try a solution to a disagreement the other suggested.	0 1 2 3 4 5 6 7	0 1 2 3 4 5 6 7

## Perceived Descriptive IPV Norms

How many students have done these behaviors before?  Please <b>list percentages (0 to 100%) in each of the boxes.</b>	Percent (%) of <u>typical students of my same gender</u> have done this before	Percent (%) of <u>my friends of my same gender</u> have done this before
Showed respect for their girlfriend/boyfriend about an issue.	_____ %	_____ %
Threw something at their girlfriend/boyfriend that could hurt.	_____ %	_____ %
Involved in sexual activity (like kissing, hooking up, or sex) with someone.	_____ %	_____ %
Twisted their girlfriend/boyfriend's arm or hair.	_____ %	_____ %
Had sexual activity (like kissing, hooking up, or sex) with someone they recently met or someone they did not have a committed relationship with.	_____ %	_____ %
Pushed or shoved their girlfriend/boyfriend.	_____ %	_____ %
Agreed to try a solution to a disagreement their girlfriend/boyfriend suggested.	_____ %	_____ %
Grabbed girlfriend/boyfriend.	_____ %	_____ %
Had sexual activity with someone by using verbal pressure (persistently asking although they said no, telling them they were obligated, threatening to leave etc.).	_____ %	_____ %
Engaged in sexual activity with someone after obtaining their consent to make sure it was mutual.	_____ %	_____ %
Slapped girlfriend/boyfriend.	_____ %	_____ %
Had sexual activity with someone by using physical pressure (threatening to use physical force or actually using physical force).	_____ %	_____ %
Had sexual activity with someone by getting them drunk or under the influence of other drugs.	_____ %	_____ %
Had sexual activity with someone while they were too drunk or high to even know what was happening at the time.	_____ %	_____ %

## Perceived Peer Injunctive IPV Norms and Personal IPV Acceptance

<p>How acceptable are these behaviors in dating relationships? How do you view these behaviors? How do other people view these behaviors?</p> <p>Use the <b>scale provided and circle a number for each box.</b></p>	<p>1= highly unacceptable                  2= somewhat unacceptable                  3 = neutral                  4 = somewhat acceptable                  5 = highly acceptable</p>		
	I think this behavior is...	I think <u>typical students of my same gender</u> think this behavior is ...	I think <u>my friends of my same gender</u> think this behavior is....
Showing respect for a girlfriend/boyfriend about an issue.	1   2   3   4   5	1   2   3   4   5	1   2   3   4   5
Throwing something at a girlfriend/boyfriend that could hurt.	1   2   3   4   5	1   2   3   4   5	1   2   3   4   5
Being involved in sexual activity (like kissing, hooking up, or sex) with someone.	1   2   3   4   5	1   2   3   4   5	1   2   3   4   5
Twisting a girlfriend/boyfriend's arm or hair.	1   2   3   4   5	1   2   3   4   5	1   2   3   4   5
Having sexual activity (like kissing, hooking up, or sex) with someone you recently met or someone you did not have a committed relationship with.	1   2   3   4   5	1   2   3   4   5	1   2   3   4   5
Pushing or shoving a girlfriend/boyfriend.	1   2   3   4   5	1   2   3   4   5	1   2   3   4   5
Agreeing to try a solution to a disagreement a girlfriend/boyfriend suggested.	1   2   3   4   5	1   2   3   4   5	1   2   3   4   5
Grabbing a girlfriend/boyfriend.	1   2   3   4   5	1   2   3   4   5	1   2   3   4   5
Having sexual activity with someone by using verbal pressure (persistently asking although they said no, telling them they were obligated, threatening to leave etc.).	1   2   3   4   5	1   2   3   4   5	1   2   3   4   5
Engaging in sexual activity with someone after obtaining their consent to make sure it was mutual.	1   2   3   4   5	1   2   3   4   5	1   2   3   4   5
Slapping a girlfriend/boyfriend.	1   2   3   4   5	1   2   3   4   5	1   2   3   4   5
Having sexual activity with someone by using physical pressure (threatening to use physical force or actually using physical force).	1   2   3   4   5	1   2   3   4   5	1   2   3   4   5
Having sexual activity with someone by getting them drunk or under the influence of other drugs.	1   2   3   4   5	1   2   3   4   5	1   2   3   4   5
Having sexual activity with someone while they were too drunk or high to even know what was happening at the time.	1   2   3   4   5	1   2   3   4   5	1   2   3   4   5

# **STUDY 3 MATERIALS AND MEASURES**

If you have any questions, or would like further information on the study methods, please contact:

**Mazheruddin M. Mulla, M.A., M.P.H.**

**Corresponding Author**

**Email: [mmmulla@crimson.ua.edu](mailto:mmmulla@crimson.ua.edu)**

## **Brief Demographic Survey**

### **1. What is your sex?**

1 = Male

2 = Female

3 = Other

### **2. What is your Age? \_\_\_\_\_**

### **3. What year are you in college?**

1 = Freshmen

2 = Sophomore

3 = Junior

4 = Senior

### **3. What is your race?**

1 = White/Caucasian

2 = African American

3 = Hispanic

4 = Asian

5 = Native American

6 = Pacific Islander

7 = Other

### **4. Are you a member of a fraternity or sorority on campus?**

1 = Yes

2 = No

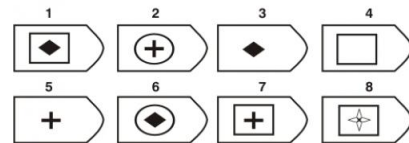
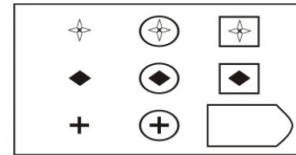
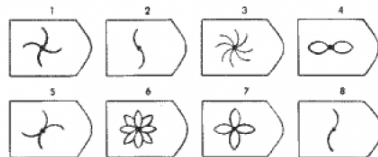
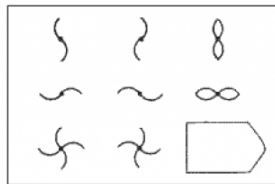
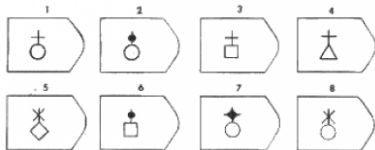
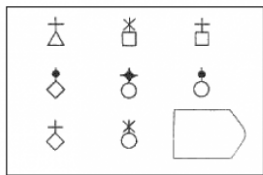
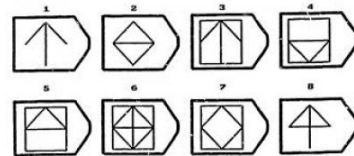
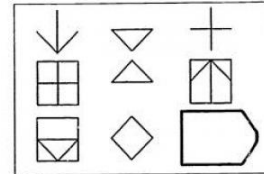
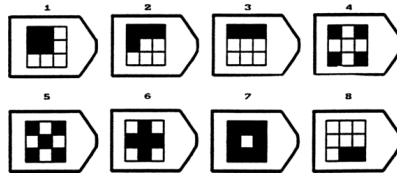
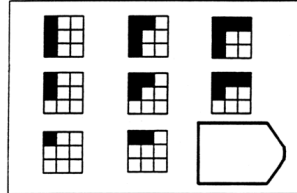
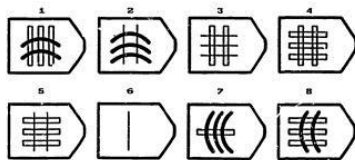
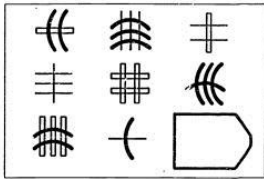
## Social Dominance Orientation

Which of the following objects or statements do you have a positive or negative feeling towards? Beside each object or statement, indicate a number from '1' to '7' which represents the degree of your positive or negative feeling.

[illegible]

## Raven's Matrices Task

You are about to observe a series of images. For each image, please identify the pattern in the sequence of shapes and select the piece required to complete the sequence. Answer choices are labeled 1-8.

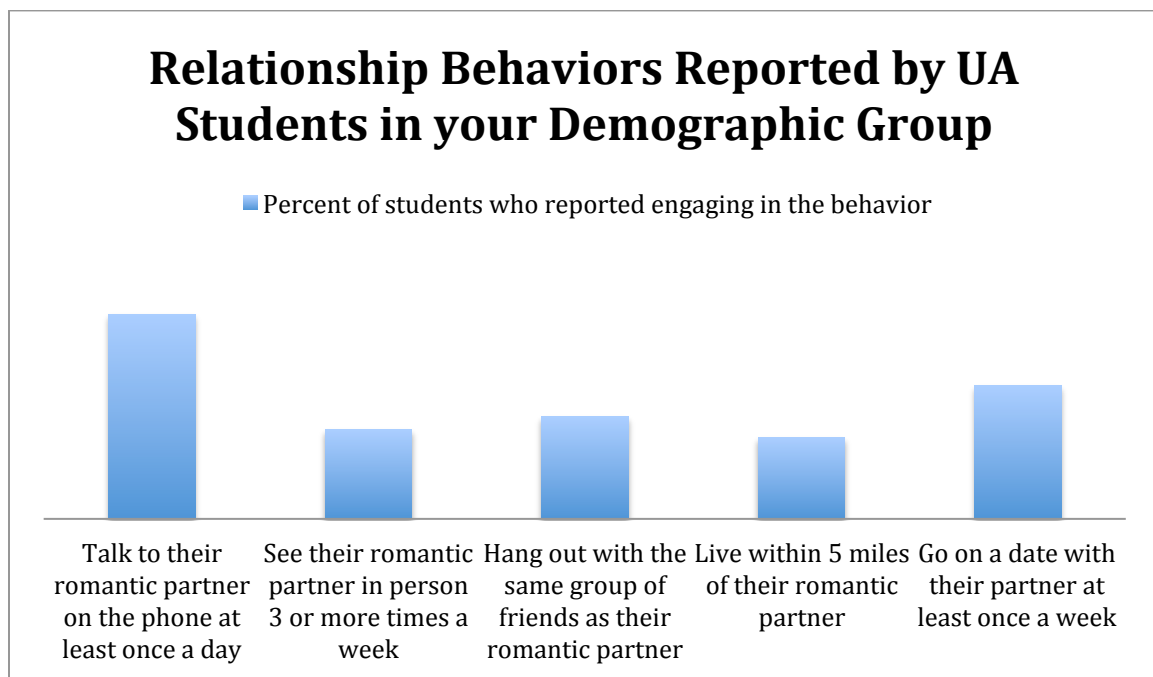




## Perceived Norm Manipulation

**Explanation:** This study is about the different ways people interact with others they are close to. Before we proceed to the survey of your perceptions of different social interactions, we would like to give you some background information on trends in social interactions here at The University of Alabama. In a previous study, we collected data from 1,500 students at UA about how frequently they engaged in different social interactions. Below is a graph of how frequently students that match the demographic characteristics you reported earlier engaged in several relationship behaviors.

### 1. Neutral Condition



**Instructions:** An important goal of this study is to provide students with information on trends in relationship behavior on campus. In order to confirm that you read the information on the previous page carefully, please answer the following questions.

1. What percent of students talk to their romantic partner on the phone at least once a day?

- (A) below 25%,      (B) 25-35%      (C) 40-70%,      (D) 75% or above

2. What percent of students see their romantic partner in person 3 or more times a week?

- (A) below 25%,      (B) 25-35%      (C) 40-70%,      (D) 75% or above

3. What percent of students hang out with the same group of friends as their romantic partner?

(A) below 25%,      (B) 25-35%      (C) 40-70%,      (D) 75% or above

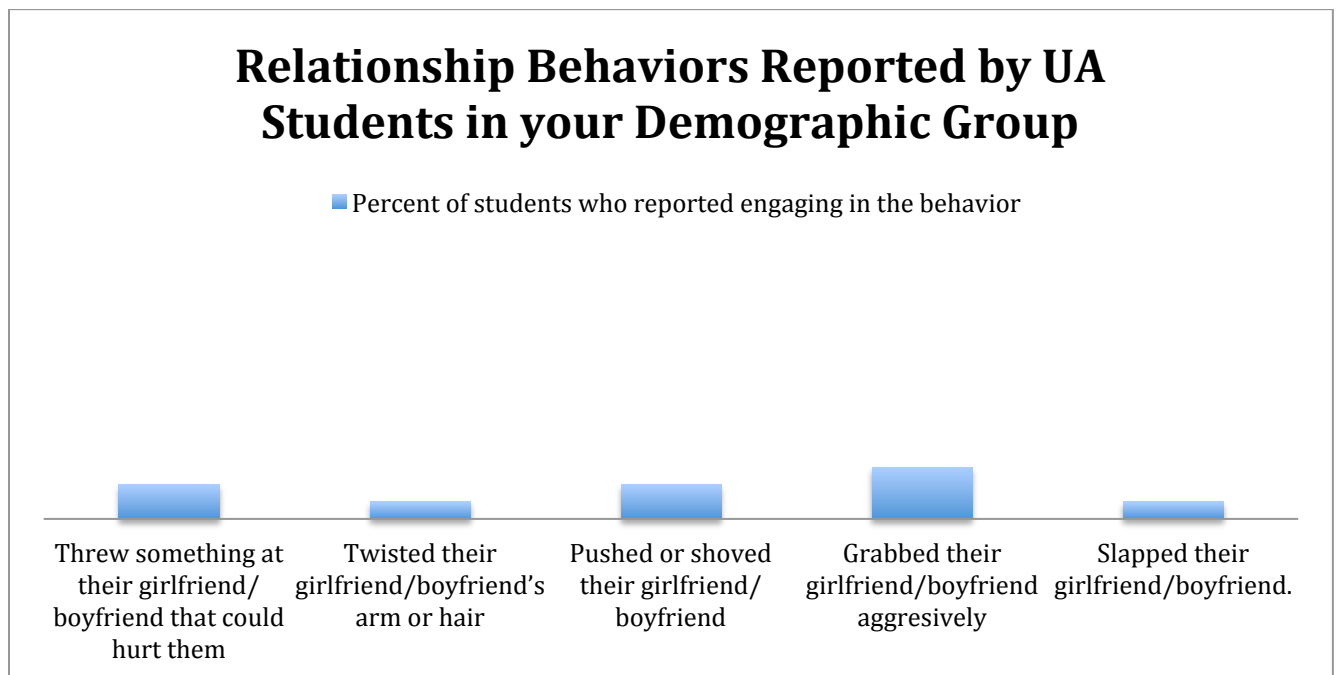
4. What percent of students live within 5 miles of their romantic partner?

(A) below 25%,      (B) 25-35%      (C) 40-70%,      (D) 75% or above

5. What percent of students go on a date with their partner at least once a week?

(A) below 25%,      (B) 25-35%      (C) 40-70%,      (D) 75% or above

## 2. Low Norm Condition



**Instructions:** An important goal of this study is to provide students with information on trends in relationship behavior on campus. In order to confirm that you read the information on the previous page carefully, please answer the following questions.

1. What percent of students talk to their romantic partner on the phone at least once a day?

(A) below 25%,      (B) 25-35%      (C) 40-70%,      (D) 75% or above

2. What percent of students see their romantic partner in person 3 or more times a week?

(A) below 25%,      (B) 25-35%      (C) 40-70%,      (D) 75% or above

3. What percent of students hang out with the same group of friends as their romantic partner?

(A) below 25%,      (B) 25-35%      (C) 40-70%,      (D) 75% or above

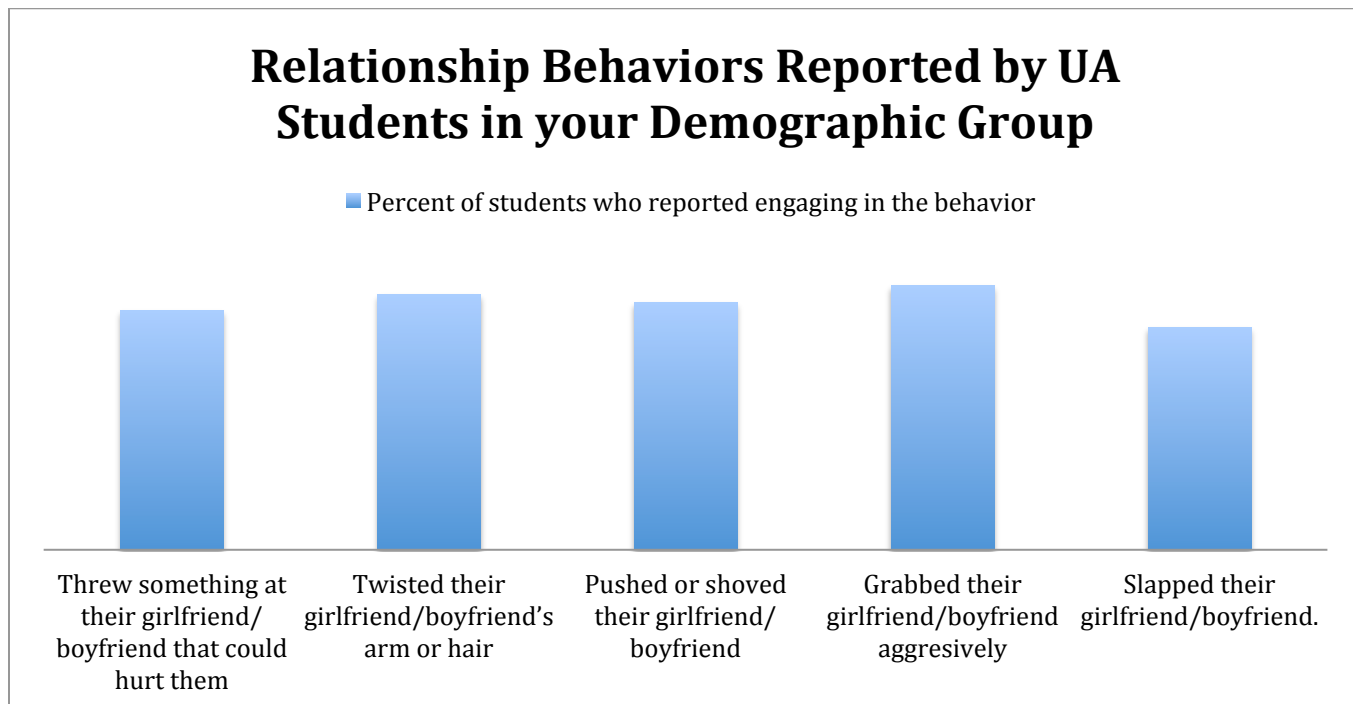
4. What percent of students live within 5 miles of their romantic partner?

(A) below 25%,      (B) 25-35%      (C) 40-70%,      (D) 75% or above

5. What percent of students go on a date with their partner at least once a week?

(A) below 25%,      (B) 25-35%      (C) 40-70%,      (D) 75% or above

### High Norm Condition



**Instructions:** An important goal of this study is to provide students with information on trends in relationship behavior on campus. In order to confirm that you read the information on the previous page carefully, please answer the following questions.

1. What percent of students talk to their romantic partner on the phone at least once a day?

(A) below 25%,      (B) 25-35%      (C) 40-70%,      (D) 75% or above

2. What percent of students see their romantic partner in person 3 or more times a week?

(A) below 25%,      (B) 25-35%      (C) 40-70%,      (D) 75% or above

3. What percent of students hang out with the same group of friends as their romantic partner?

(A) below 25%,      (B) 25-35%      (C) 40-70%,      (D) 75% or above

4. What percent of students live within 5 miles of their romantic partner?

(A) below 25%,      (B) 25-35%      (C) 40-70%,      (D) 75% or above

5. What percent of students go on a date with their partner at least once a week?

(A) below 25%,      (B) 25-35%      (C) 40-70%,      (D) 75% or above

## Perceived Injunctive IPV Norms and Personal IPV Acceptance

**Instructions:** Below are several different situations that might happen between two college students who are dating, hooking up, or talking. To the right of each situation are two boxes.

Please answer the question at the top of each column by writing one of the numbers below into each box:

1 = The behavior is always OK      2 = The behavior is sometimes OK      3 = The behavior is rarely OK      4 = The behavior is never OK

In Box A, enter the number that describes what YOU think about the behavior. In Box B, write the number that describes what most students of your same gender at your school think about the behavior.

	What do you think about the behavior?	Now think about <u>students of your same gender at your school</u> . What do they think about the behavior?
Pushing or shoving them	A.	B.
Slapping them	A.	B.
Throwing something at them	A.	B.
Grabbing them	A.	B.
Twisting their arm or hair	A.	B.

## IPV Propensity Measure

### Proximal Antecedents of Violent Episodes (PAVE scale; Babcock, Costa, Green & Eckhardt, 2003)

**Instructions:** Sometimes there are situations when people are more likely to become PHYSICALLY aggressive than other times. Sometimes people feel that violence is justified, given the situation. Please indicate how likely it is that you would be physically aggressive in each of the following types of situations, if they were to arise.

Items are rated on a scale ranging from 1 (not at all likely) to 6 (extremely likely).

1. My partner does something to offend or “disrespect” me.
2. My partner threatens to leave me.
3. My partner just won’t stop talking or nagging.
4. I walk in and catch my partner having sex with someone.
5. My partner says “I wish I never married you.”
6. My partner spends a lot of time with close friends of the opposite sex.
7. I find out that my partner has been flirting with someone.
8. My partner comes home late.
9. My partner spends money without consulting me.
10. When my partner and I argue about sex.
11. My partner threatens to divorce me.
12. My partner ridicules or makes fun of me.
13. My partner tells me not to do something that I want to do.
14. My partner tries to control me.
15. My partner interrupts me when I’m talking.
16. My partner does not include me in important decisions.
17. My partner ignores me.
18. My partner is physically aggressive towards me first.
19. My partner tries to leave during an argument.
20. My partner blames me for something I didn’t do.